

ANNEX I
SUMMARY OF PRODUCT CHARACTERISTICS

1. NAME OF THE MEDICINAL PRODUCT

Zometa 4 mg powder and solvent for solution for infusion

2. QUALITATIVE AND QUANTITATIVE COMPOSITION

One vial contains 4 mg zoledronic acid, corresponding to 4.264 mg zoledronic acid monohydrate.

For the full list of excipients, see section 6.1.

3. PHARMACEUTICAL FORM

Powder and solvent for solution for infusion

White to off-white powder and clear, colourless solvent.

4. CLINICAL PARTICULARS

4.1 Therapeutic indications

- Prevention of skeletal related events (pathological fractures, spinal compression, radiation or surgery to bone, or tumour-induced hypercalcaemia) in adult patients with advanced malignancies involving bone.
- Treatment of adult patients with tumour-induced hypercalcaemia (TIH).

4.2 Posology and method of administration

Zometa must only be prescribed and administered to patients by healthcare professionals experienced in the administration of intravenous bisphosphonates. Patients treated with Zometa should be given the package leaflet and the patient reminder card.

Posology

Prevention of skeletal related events in patients with advanced malignancies involving bone

Adults and older people

The recommended dose in the prevention of skeletal related events in patients with advanced malignancies involving bone is 4 mg zoledronic acid every 3 to 4 weeks.

Patients should also be administered an oral calcium supplement of 500 mg and 400 IU vitamin D daily.

The decision to treat patients with bone metastases for the prevention of skeletal related events should consider that the onset of treatment effect is 2-3 months.

Treatment of TIH

Adults and older people

The recommended dose in hypercalcaemia (albumin-corrected serum calcium \geq 12.0 mg/dl or 3.0 mmol/l) is a single dose of 4 mg zoledronic acid.

Renal impairment

TIH:

Zometa treatment in TIH patients who also have severe renal impairment should be considered only after evaluating the risks and benefits of treatment. In the clinical studies, patients with serum creatinine > 400 µmol/l or > 4.5 mg/dl were excluded. No dose adjustment is necessary in TIH patients with serum creatinine < 400 µmol/l or < 4.5 mg/dl (see section 4.4).

Prevention of skeletal related events in patients with advanced malignancies involving bone:

When initiating treatment with Zometa in patients with multiple myeloma or metastatic bone lesions from solid tumours, serum creatinine and creatinine clearance (CLcr) should be determined. CLcr is calculated from serum creatinine using the Cockcroft-Gault formula. Zometa is not recommended for patients presenting with severe renal impairment prior to initiation of therapy, which is defined for this population as CLcr < 30 ml/min. In clinical trials with Zometa, patients with serum creatinine > 265 µmol/l or > 3.0 mg/dl were excluded.

In patients with bone metastases presenting with mild to moderate renal impairment prior to initiation of therapy, which is defined for this population as CLcr 30–60 ml/min, the following Zometa dose is recommended (see also section 4.4):

Baseline creatinine clearance (ml/min)	Zometa recommended dose*
> 60	4.0 mg zoledronic acid
50–60	3.5 mg* zoledronic acid
40–49	3.3 mg* zoledronic acid
30–39	3.0 mg* zoledronic acid

* Doses have been calculated assuming target AUC of 0.66 (mg•hr/l) (CLcr = 75 ml/min). The reduced doses for patients with renal impairment are expected to achieve the same AUC as that seen in patients with creatinine clearance of 75 ml/min.

Following initiation of therapy, serum creatinine should be measured prior to each dose of Zometa and treatment should be withheld if renal function has deteriorated. In the clinical trials, renal deterioration was defined as follows:

- For patients with normal baseline serum creatinine (< 1.4 mg/dl or < 124 µmol/l), an increase of 0.5 mg/dl or 44 µmol/l;
- For patients with abnormal baseline creatinine (> 1.4 mg/dl or > 124 µmol/l), an increase of 1.0 mg/dl or 88 µmol/l.

In the clinical studies, Zometa treatment was resumed only when the creatinine level returned to within 10% of the baseline value (see section 4.4). Zometa treatment should be resumed at the same dose as that given prior to treatment interruption.

Paediatric population

The safety and efficacy of zoledronic acid in children aged 1 year to 17 years have not been established. Currently available data are described in section 5.1 but no recommendation on a posology can be made.

Method of administration

Intravenous use.

Zometa 4 mg powder and solvent for solution for infusion, reconstituted and further diluted in 100 ml (see section 6.6), should be given as a single intravenous infusion in no less than 15 minutes.

In patients with mild to moderate renal impairment, reduced Zometa doses are recommended (see section “Posology” above and section 4.4).

Instructions for preparing reduced doses of Zometa

Withdraw an appropriate volume of the reconstituted solution (4 mg/5 ml) as needed:

- 4.4 ml for 3.5 mg dose
- 4.1 ml for 3.3 mg dose
- 3.8 ml for 3.0 mg dose

For instructions on reconstitution and dilution of the medicinal product before administration, see section 6.6. The withdrawn amount of reconstituted solution must be diluted in 100 ml of sterile 0.9% w/v sodium chloride solution or 5% w/v glucose solution. The dose must be given as a single intravenous infusion over no less than 15 minutes.

Zometa reconstituted solution must not be mixed with calcium or other divalent cation-containing infusion solutions such as lactated Ringer's solution, and should be administered as a single intravenous solution in a separate infusion line.

Patients must be maintained well hydrated prior to and following administration of Zometa.

4.3 Contraindications

- Hypersensitivity to the active substance, to other bisphosphonates or to any of the excipients listed in section 6.1.
- Breast-feeding (see section 4.6).

4.4 Special warnings and precautions for use

General

Patients must be assessed prior to administration of Zometa to ensure that they are adequately hydrated.

Overhydration should be avoided in patients at risk of cardiac failure.

Standard hypercalcaemia-related metabolic parameters, such as serum levels of calcium, phosphate and magnesium, should be carefully monitored after initiating Zometa therapy. If hypocalcaemia, hypophosphataemia, or hypomagnesaemia occurs, short-term supplemental therapy may be necessary. Untreated hypercalcaemia patients generally have some degree of renal function impairment, therefore careful renal function monitoring should be considered.

Zometa contains the same active substance as found in Aclasta (zoledronic acid). Patients being treated with Zometa should not be treated with Aclasta or any other bisphosphonate concomitantly, since the combined effects of these agents are unknown.

Renal insufficiency

Patients with TIH and evidence of deterioration in renal function should be appropriately evaluated with consideration given as to whether the potential benefit of treatment with Zometa outweighs the possible risk.

The decision to treat patients with bone metastases for the prevention of skeletal related events should consider that the onset of treatment effect is 2–3 months.

Zometa has been associated with reports of renal dysfunction. Factors that may increase the potential for deterioration in renal function include dehydration, pre-existing renal impairment, multiple cycles of Zometa and other bisphosphonates as well as use of other nephrotoxic medicinal products. While the risk is reduced with a dose of 4 mg zoledronic acid administered over 15 minutes, deterioration in renal function may still occur. Renal deterioration, progression to renal failure and dialysis have been reported in patients after the initial dose or a single dose of 4 mg zoledronic acid. Increases in serum creatinine also occur in some patients with chronic administration of Zometa at recommended doses for prevention of skeletal related events, although less frequently.

Patients should have their serum creatinine levels assessed prior to each dose of Zometa. Upon initiation of treatment in patients with bone metastases with mild to moderate renal impairment, lower doses of zoledronic acid are recommended. In patients who show evidence of renal deterioration during treatment, Zometa should be withheld. Zometa should only be resumed when serum creatinine returns to within 10% of baseline. Zometa treatment should be resumed at the same dose as that given prior to treatment interruption.

In view of the potential impact of zoledronic acid on renal function, the lack of clinical safety data in patients with severe renal impairment (in clinical trials defined as serum creatinine ≥ 400 $\mu\text{mol/l}$ or ≥ 4.5 mg/dl for patients with TIH and ≥ 265 $\mu\text{mol/l}$ or ≥ 3.0 mg/dl for patients with cancer and bone metastases, respectively) at baseline and only limited pharmacokinetic data in patients with severe renal impairment at baseline (creatinine clearance < 30 ml/min), the use of Zometa is not recommended in patients with severe renal impairment.

Hepatic insufficiency

As only limited clinical data are available in patients with severe hepatic insufficiency, no specific recommendations can be given for this patient population.

Osteonecrosis

Osteonecrosis of the jaw

Osteonecrosis of the jaw (ONJ) has been reported uncommonly in clinical trials in patients receiving Zometa. Post-marketing experience and the literature suggest a greater frequency of reports of ONJ based on tumour type (advanced breast cancer, multiple myeloma). A study showed that ONJ was higher in myeloma patients when compared to other cancers (see section 5.1).

The start of treatment or of a new course of treatment should be delayed in patients with unhealed open soft tissue lesions in the mouth, except in medical emergency situations. A dental examination with appropriate preventive dentistry and an individual benefit-risk assessment is recommended prior to treatment with bisphosphonates in patients with concomitant risk factors.

The following risk factors should be considered when evaluating an individual's risk of developing ONJ:

- Potency of the bisphosphonate (higher risk for highly potent compounds), route of administration (higher risk for parenteral administration) and cumulative dose of bisphosphonate.
- Cancer, co-morbid conditions (e.g. anaemia, coagulopathies, infection), smoking.
- Concomitant therapies: chemotherapy, angiogenesis inhibitors (see section 4.5), radiotherapy to neck and head, corticosteroids.
- History of dental disease, poor oral hygiene, periodontal disease, invasive dental procedures (e.g. tooth extractions) and poorly fitting dentures.

All patients should be encouraged to maintain good oral hygiene, undergo routine dental check-ups, and immediately report any oral symptoms such as dental mobility, pain or swelling, or non-healing of sores or discharge during treatment with Zometa. While on treatment, invasive dental procedures should be performed only after careful consideration and be avoided in close proximity to zoledronic acid administration. For patients who develop osteonecrosis of the jaw while on bisphosphonate therapy, dental surgery may exacerbate the condition. For patients requiring dental procedures, there are no data available to suggest whether discontinuation of bisphosphonate treatment reduces the risk of osteonecrosis of the jaw.

The management plan for patients who develop ONJ should be set up in close collaboration between the treating physician and a dentist or oral surgeon with expertise in ONJ. Temporary interruption of zoledronic acid treatment should be considered until the condition resolves and contributing risk factors are mitigated where possible.

Osteonecrosis of other anatomical sites

Osteonecrosis of the external auditory canal has been reported with bisphosphonates, mainly in association with long-term therapy. Possible risk factors for osteonecrosis of the external auditory canal include steroid use and chemotherapy and/or local risk factors such as infection or trauma. The possibility of osteonecrosis of the external auditory canal should be considered in patients receiving bisphosphonates who present with ear symptoms including chronic ear infections.

Additionally, there have been sporadic reports of osteonecrosis of other sites, including the hip and femur, reported predominantly in adult cancer patients treated with Zometa.

Musculoskeletal pain

In post-marketing experience, severe and occasionally incapacitating bone, joint, and/or muscle pain have been reported in patients taking Zometa. However, such reports have been infrequent. The time to onset of symptoms varied from one day to several months after starting treatment. Most patients had relief of symptoms after stopping treatment. A subset had recurrence of symptoms when rechallenged with Zometa or another bisphosphonate.

Atypical fractures of the femur

Atypical subtrochanteric and diaphyseal femoral fractures have been reported with bisphosphonate therapy, primarily in patients receiving long-term treatment for osteoporosis. These transverse or short oblique fractures can occur anywhere along the femur from just below the lesser trochanter to just above the supracondylar flare. These fractures occur after minimal or no trauma and some patients experience thigh or groin pain, often associated with imaging features of stress fractures, weeks to months before presenting with a completed femoral fracture. Fractures are often bilateral; therefore the contralateral femur should be examined in bisphosphonate-treated patients who have sustained a femoral shaft fracture. Poor healing of these fractures has also been reported. Discontinuation of bisphosphonate therapy in patients suspected to have an atypical femur fracture should be considered pending evaluation of the patient, based on an individual benefit risk assessment.

During bisphosphonate treatment patients should be advised to report any thigh, hip or groin pain and any patient presenting with such symptoms should be evaluated for an incomplete femur fracture.

Hypocalcaemia

Hypocalcaemia has been reported in patients treated with Zometa. Cardiac arrhythmias and neurologic adverse events (including convulsions, hypoaesthesia and tetany) have been reported secondary to cases of severe hypocalcaemia. Cases of severe hypocalcaemia requiring hospitalisation have been reported. In some instances, the hypocalcaemia may be life-threatening (see section 4.8). Caution is advised when Zometa is administered with medicinal products known to cause hypocalcaemia, as they may have a synergistic effect resulting in severe hypocalcaemia (see section 4.5). Serum calcium should be measured and hypocalcaemia must be corrected before initiating Zometa therapy. Patients should be adequately supplemented with calcium and vitamin D.

4.5 Interaction with other medicinal products and other forms of interaction

In clinical studies, Zometa has been administered concomitantly with commonly used anticancer agents, diuretics, antibiotics and analgesics without clinically apparent interactions occurring. Zoledronic acid shows no appreciable binding to plasma proteins and does not inhibit human P450 enzymes *in vitro* (see section 5.2), but no formal clinical interaction studies have been performed.

Caution is advised when bisphosphonates are administered with aminoglycosides, calcitonin or loop diuretics, since these agents may have an additive effect, resulting in a lower serum calcium level for longer periods than required (see section 4.4).

Caution is indicated when Zometa is used with other potentially nephrotoxic medicinal products. Attention should also be paid to the possibility of hypomagnesaemia developing during treatment.

In multiple myeloma patients, the risk of renal dysfunction may be increased when Zometa is used in combination with thalidomide.

Caution is advised when Zometa is administered with anti-angiogenic medicinal products as an increase in the incidence of ONJ has been observed in patients treated concomitantly with these medicinal products.

4.6 Fertility, pregnancy and lactation

Pregnancy

There are no adequate data on the use of zoledronic acid in pregnant women. Animal reproduction studies with zoledronic acid have shown reproductive toxicity (see section 5.3). The potential risk for humans is unknown. Zometa should not be used during pregnancy. Women of child-bearing potential should be advised to avoid becoming pregnant.

Breast-feeding

It is not known whether zoledronic acid is excreted into human milk. Zometa is contraindicated in breast-feeding women (see section 4.3).

Fertility

Zoledronic acid was evaluated in rats for potential adverse effects on fertility of the parental and F1 generation. This resulted in exaggerated pharmacological effects considered to be related to the compound's inhibition of skeletal calcium metabolism, resulting in periparturient hypocalcaemia, a bisphosphonate class effect, dystocia and early termination of the study. Thus these results precluded determining a definitive effect of zoledronic acid on fertility in humans.

4.7 Effects on ability to drive and use machines

Adverse reactions, such as dizziness and somnolence, may have influence on the ability to drive or use machines, therefore caution should be exercised with the use of Zometa along with driving and operating of machinery.

4.8 Undesirable effects

Summary of the safety profile

Within three days after Zometa administration, an acute phase reaction has commonly been reported, with symptoms including bone pain, fever, fatigue, arthralgia, myalgia, rigors and arthritis with subsequent joint swelling; these symptoms usually resolve within a few days (see description of selected adverse reactions).

The following are the important identified risks with Zometa in the approved indications: Renal function impairment, osteonecrosis of the jaw, acute phase reaction, hypocalcaemia, atrial fibrillation, anaphylaxis, interstitial lung disease. The frequencies for each of these identified risks are shown in Table 1.

Tabulated list of adverse reactions

The following adverse reactions, listed in Table 1, have been accumulated from clinical studies and post-marketing reports following predominantly chronic treatment with 4 mg zoledronic acid:

Table 1

Adverse reactions are ranked under headings of frequency, the most frequent first, using the following convention: Very common ($\geq 1/10$), common ($\geq 1/100$ to $< 1/10$), uncommon ($\geq 1/1,000$ to $< 1/100$), rare ($\geq 1/10,000$ to $< 1/1,000$), very rare ($< 1/10,000$), not known (cannot be estimated from the available data).

<i>Blood and lymphatic system disorders</i>	Common: Uncommon: Rare:	Anaemia Thrombocytopenia, leukopenia Pancytopenia
<i>Immune system disorders</i>	Uncommon: Rare:	Hypersensitivity reaction Angioneurotic oedema
<i>Psychiatric disorders</i>	Uncommon: Rare:	Anxiety, sleep disturbance Confusion
<i>Nervous system disorders</i>	Common: Uncommon: Very rare:	Headache Dizziness, paraesthesia, dysgeusia, hypoesthesia, hyperaesthesia, tremor, somnolence Convulsions, hypoesthesia and tetany (secondary to hypocalcaemia)
<i>Eye disorders</i>	Common: Uncommon: Rare: Very rare:	Conjunctivitis Blurred vision, scleritis and orbital inflammation Uveitis Episcleritis

<i>Cardiac disorders</i>	
Uncommon:	Hypertension, hypotension, atrial fibrillation, hypotension leading to syncope or circulatory collapse
Rare:	Bradycardia, cardiac arrhythmia (secondary to hypocalcaemia)
<i>Respiratory, thoracic and mediastinal disorders</i>	
Uncommon:	Dyspnoea, cough, bronchoconstriction
Rare:	Interstitial lung disease
<i>Gastrointestinal disorders</i>	
Common:	Nausea, vomiting, decreased appetite
Uncommon:	Diarrhoea, constipation, abdominal pain, dyspepsia, stomatitis, dry mouth
<i>Skin and subcutaneous tissue disorders</i>	
Uncommon:	Pruritus, rash (including erythematous and macular rash), increased sweating
<i>Musculoskeletal and connective tissue disorders</i>	
Common:	Bone pain, myalgia, arthralgia, generalised pain
Uncommon:	Muscle spasms, osteonecrosis of the jaw
Very rare:	Osteonecrosis of the external auditory canal (bisphosphonate class adverse reaction) and other anatomical sites including femur and hip
<i>Renal and urinary disorders</i>	
Common:	Renal impairment
Uncommon:	Acute renal failure, haematuria, proteinuria
Rare:	Acquired Fanconi syndrome
<i>General disorders and administration site conditions</i>	
Common:	Fever, flu-like syndrome (including fatigue, rigors, malaise and flushing)
Uncommon:	Asthenia, peripheral oedema, injection site reactions (including pain, irritation, swelling, induration), chest pain, weight increase, anaphylactic reaction/shock, urticaria
Rare:	Arthritis and joint swelling as a symptom of acute phase reaction
<i>Investigations</i>	
Very common:	Hypophosphataemia
Common:	Blood creatinine and blood urea increased, hypocalcaemia
Uncommon:	Hypomagnesaemia, hypokalaemia
Rare:	Hyperkalaemia, hypernatraemia

Description of selected adverse reactions

Renal function impairment

Zometa has been associated with reports of renal dysfunction. In a pooled analysis of safety data from Zometa registration trials for the prevention of skeletal-related events in patients with advanced malignancies involving bone, the frequency of renal impairment adverse events suspected to be related to Zometa (adverse reactions) was as follows: multiple myeloma (3.2%), prostate cancer (3.1%), breast cancer (4.3%), lung and other solid tumours (3.2%). Factors that may increase the potential for deterioration in renal function include dehydration, pre-existing renal impairment, multiple cycles of Zometa or other bisphosphonates, as well as concomitant use of nephrotoxic medicinal products or using a shorter infusion time than currently recommended. Renal deterioration, progression to renal failure and dialysis have been reported in patients after the initial dose or a single dose of 4 mg zoledronic acid (see section 4.4).

Osteonecrosis of the jaw

Cases of osteonecrosis of the jaw have been reported, predominantly in cancer patients treated with medicinal products that inhibit bone resorption, such as Zometa (see section 4.4). Many of these patients were also receiving chemotherapy and corticosteroids and had signs of local infection including osteomyelitis. The majority of the reports refer to cancer patients following tooth extractions or other dental surgeries.

Atrial fibrillation

In one 3-year, randomised, double-blind controlled trial that evaluated the efficacy and safety of zoledronic acid 5 mg once yearly vs. placebo in the treatment of postmenopausal osteoporosis (PMO), the overall incidence of atrial fibrillation was 2.5% (96 out of 3,862) and 1.9% (75 out of 3,852) in patients receiving zoledronic acid 5 mg and placebo, respectively. The rate of atrial fibrillation serious adverse events was 1.3% (51 out of 3,862) and 0.6% (22 out of 3,852) in patients receiving zoledronic acid 5 mg and placebo, respectively. The imbalance observed in this trial has not been observed in other trials with zoledronic acid, including those with Zometa (zoledronic acid) 4 mg every 3-4 weeks in oncology patients. The mechanism behind the increased incidence of atrial fibrillation in this single clinical trial is unknown.

Acute phase reaction

This adverse drug reaction consists of a constellation of symptoms that includes fever, myalgia, headache, extremity pain, nausea, vomiting, diarrhoea, arthralgia and arthritis with subsequent joint swelling. The onset time is ≤ 3 days post-Zometa infusion, and the reaction is also referred to using the terms “flu-like” or “post-dose” symptoms.

Atypical fractures of the femur

During post-marketing experience the following reactions have been reported (frequency rare): Atypical subtrochanteric and diaphyseal femoral fractures (bisphosphonate class adverse reaction).

Hypocalcaemia-related ADRs

Hypocalcaemia is an important identified risk with Zometa in the approved indications. Based on the review of both clinical trial and post-marketing cases, there is sufficient evidence to support an association between Zometa therapy, the reported event of hypocalcaemia, and the secondary development of cardiac arrhythmia. Furthermore, there is evidence of an association between hypocalcaemia and secondary neurological events reported in these cases including; convulsions, hypoaesthesia and tetany (see section 4.4).

Reporting of suspected adverse reactions

Reporting suspected adverse reactions after authorisation of the medicinal product is important. It allows continued monitoring of the benefit/risk balance of the medicinal product. Healthcare professionals are asked to report any suspected adverse reactions via the national reporting system listed in [Appendix V](#).

4.9 Overdose

Clinical experience with acute overdose of Zometa is limited. The administration of doses up to 48 mg of zoledronic acid in error has been reported. Patients who have received doses higher than those recommended (see section 4.2) should be carefully monitored, since renal function impairment (including renal failure) and serum electrolyte (including calcium, phosphorus and magnesium) abnormalities have been observed. In the event of hypocalcaemia, calcium gluconate infusions should be administered as clinically indicated.

5. PHARMACOLOGICAL PROPERTIES

5.1 Pharmacodynamic properties

Pharmacotherapeutic group: Drugs for treatment of bone diseases, bisphosphonates, ATC code: M05BA08

Zoledronic acid belongs to the class of bisphosphonates and acts primarily on bone. It is an inhibitor of osteoclastic bone resorption.

The selective action of bisphosphonates on bone is based on their high affinity for mineralised bone, but the precise molecular mechanism leading to the inhibition of osteoclastic activity is still unclear. In long-term animal studies, zoledronic acid inhibits bone resorption without adversely affecting the formation, mineralisation or mechanical properties of bone.

In addition to being a potent inhibitor of bone resorption, zoledronic acid also possesses several anti-tumour properties that could contribute to its overall efficacy in the treatment of metastatic bone disease. The following properties have been demonstrated in preclinical studies:

- *In vivo*: Inhibition of osteoclastic bone resorption, which alters the bone marrow microenvironment, making it less conducive to tumour cell growth, anti-angiogenic activity and anti-pain activity.
- *In vitro*: Inhibition of osteoblast proliferation, direct cytostatic and pro-apoptotic activity on tumour cells, synergistic cytostatic effect with other anti-cancer drugs, anti-adhesion/invasion activity.

Clinical trial results in the prevention of skeletal related events in patients with advanced malignancies involving bone

The first randomised, double-blind, placebo-controlled study compared zoledronic acid 4 mg to placebo for the prevention of skeletal related events (SREs) in prostate cancer patients. Zoledronic acid 4 mg significantly reduced the proportion of patients experiencing at least one skeletal related event (SRE), delayed the median time to first SRE by > 5 months, and reduced the annual incidence of events per patient - skeletal morbidity rate. Multiple event analysis showed a 36% risk reduction in developing SREs in the zoledronic acid 4 mg group compared with placebo. Patients receiving zoledronic acid 4 mg reported less increase in pain than those receiving placebo, and the difference reached significance at months 3, 9, 21 and 24. Fewer zoledronic acid 4 mg patients suffered pathological fractures. The treatment effects were less pronounced in patients with blastic lesions. Efficacy results are provided in Table 2.

In a second study including solid tumours other than breast or prostate cancer, zoledronic acid 4 mg significantly reduced the proportion of patients with an SRE, delayed the median time to first SRE by > 2 months, and reduced the skeletal morbidity rate. Multiple event analysis showed 30.7% risk reduction in developing SREs in the zoledronic acid 4 mg group compared with placebo. Efficacy results are provided in Table 3.

Table 2 Efficacy results (prostate cancer patients receiving hormonal therapy)

	<u>Any SRE (+TIH)</u>		<u>Fractures*</u>		<u>Radiation therapy to bone</u>	
	zoledronic acid 4 mg	Placebo	zoledronic acid 4 mg	Placebo	zoledronic acid 4 mg	Placebo
N	214	208	214	208	214	208
Proportion of patients with SREs (%)	38	49	17	25	26	33
p-value	0.028		0.052		0.119	
Median time to SRE (days)	488	321	NR	NR	NR	640
p-value	0.009		0.020		0.055	
Skeletal morbidity rate	0.77	1.47	0.20	0.45	0.42	0.89
p-value	0.005		0.023		0.060	
Risk reduction of suffering from multiple events** (%)	36	-	NA	NA	NA	NA
p-value	0.002		NA		NA	

* Includes vertebral and non-vertebral fractures

** Accounts for all skeletal events, the total number as well as time to each event during the trial

NR Not Reached

NA Not Applicable

Table 3 Efficacy results (solid tumours other than breast or prostate cancer)

	<u>Any SRE (+TIH)</u>		<u>Fractures*</u>		<u>Radiation therapy to bone</u>	
	zoledronic acid 4 mg	Placebo	zoledronic acid 4 mg	Placebo	zoledronic acid 4 mg	Placebo
N	257	250	257	250	257	250
Proportion of patients with SREs (%)	39	48	16	22	29	34
p-value	0.039		0.064		0.173	
Median time to SRE (days)	236	155	NR	NR	424	307
p-value	0.009		0.020		0.079	
Skeletal morbidity rate	1.74	2.71	0.39	0.63	1.24	1.89
p-value	0.012		0.066		0.099	
Risk reduction of suffering from multiple events** (%)	30.7	-	NA	NA	NA	NA
p-value	0.003		NA		NA	

* Includes vertebral and non-vertebral fractures

** Accounts for all skeletal events, the total number as well as time to each event during the trial

NR Not Reached

NA Not Applicable

In a third phase III randomised, double-blind trial, zoledronic acid 4 mg or 90 mg pamidronate every 3 to 4 weeks were compared in patients with multiple myeloma or breast cancer with at least one bone lesion. The results demonstrated that zoledronic acid 4 mg showed comparable efficacy to 90 mg pamidronate in the prevention of SREs. The multiple event analysis revealed a significant risk reduction of 16% in patients treated with zoledronic acid 4 mg in comparison with patients receiving pamidronate. Efficacy results are provided in Table 4.

Table 4 Efficacy results (breast cancer and multiple myeloma patients)

	<u>Any SRE (+TIH)</u>		<u>Fractures*</u>		<u>Radiation therapy to bone</u>	
	zoledronic acid 4 mg	Pam 90 mg	zoledronic acid 4 mg	Pam 90 mg	zoledronic acid 4 mg	Pam 90 mg
N	561	555	561	555	561	555
Proportion of patients with SREs (%)	48	52	37	39	19	24
p-value	0.198		0.653		0.037	
Median time to SRE (days)	376	356	NR	714	NR	NR
p-value	0.151		0.672		0.026	
Skeletal morbidity rate	1.04	1.39	0.53	0.60	0.47	0.71
p-value	0.084		0.614		0.015	
Risk reduction of suffering from multiple events** (%)	16	-	NA	NA	NA	NA
p-value	0.030		NA		NA	

* Includes vertebral and non-vertebral fractures

** Accounts for all skeletal events, the total number as well as time to each event during the trial

NR Not Reached

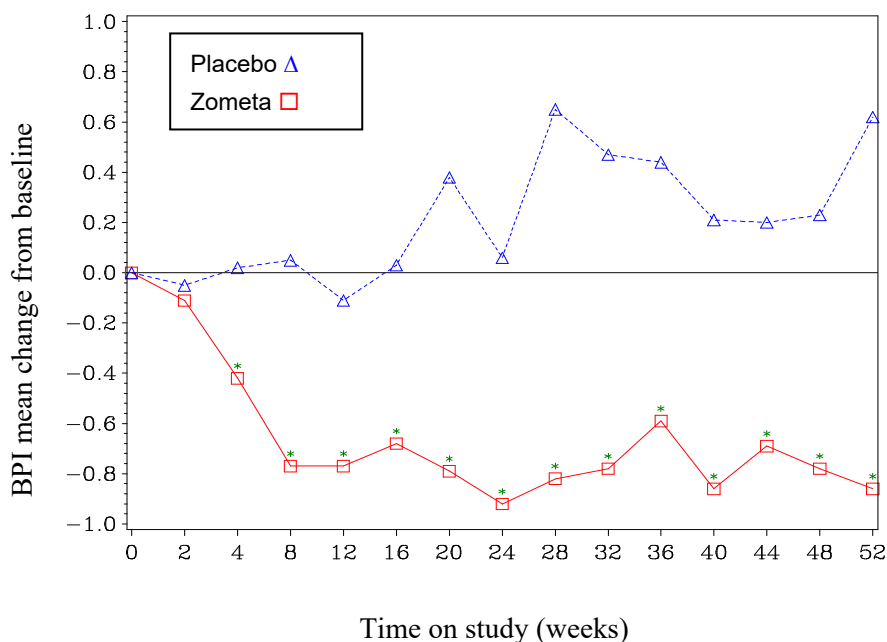
NA Not Applicable

Zoledronic acid 4 mg was also studied in a double-blind, randomised, placebo-controlled trial in 228 patients with documented bone metastases from breast cancer to evaluate the effect of 4 mg zoledronic acid on the skeletal related event (SRE) rate ratio, calculated as the total number of SRE events (excluding hypercalcaemia and adjusted for prior fracture), divided by the total risk period. Patients received either 4 mg zoledronic acid or placebo every four weeks for one year. Patients were evenly distributed between zoledronic acid-treated and placebo groups.

The SRE rate (events/person year) was 0.628 for zoledronic acid and 1.096 for placebo. The proportion of patients with at least one SRE (excluding hypercalcaemia) was 29.8% in the zoledronic acid-treated group versus 49.6% in the placebo group (p=0.003). Median time to onset of the first SRE was not reached in the zoledronic acid-treated arm at the end of the study and was significantly prolonged compared to placebo (p=0.007). Zoledronic acid 4 mg reduced the risk of SREs by 41% in a multiple event analysis (risk ratio=0.59, p=0.019) compared with placebo.

In the zoledronic acid-treated group, statistically significant improvement in pain scores (using the Brief Pain Inventory, BPI) was seen at 4 weeks and at every subsequent time point during the study, when compared to placebo (Figure 1). The pain score for zoledronic acid was consistently below baseline and pain reduction was accompanied by a trend in reduced analgesics score.

Figure 1 Mean changes from baseline in BPI scores. Statistically significant differences are marked (*p<0.05) for between treatment comparisons (4 mg zoledronic acid vs. placebo)



CZOL446EUS122/SWOG study

The primary objective of this observational study was to estimate the cumulative incidence of osteonecrosis of the jaw (ONJ) at 3 years in cancer patients with bone metastasis receiving zoledronic acid. The osteoclast inhibition therapy, other cancer therapy, and dental care was performed as clinically indicated in order to best represent academic and community-based care. A baseline dental examination was recommended but was not mandatory.

Among the 3491 evaluable patients, 87 cases of ONJ diagnosis were confirmed. The overall estimated cumulative incidence of confirmed ONJ at 3 years was 2.8% (95% CI: 2.3-3.5%). The rates were 0.8% at year 1 and 2.0% at year 2. Rates of 3-year confirmed ONJ were highest in myeloma patients (4.3%) and lowest in breast cancer patients (2.4%). Cases of confirmed ONJ were statistically significantly higher in patients with multiple myeloma ($p=0.03$) than other cancers combined.

Clinical trial results in the treatment of TIH

Clinical studies in tumour-induced hypercalcaemia (TIH) demonstrated that the effect of zoledronic acid is characterised by decreases in serum calcium and urinary calcium excretion. In Phase I dose finding studies in patients with mild to moderate tumour-induced hypercalcaemia (TIH), effective doses tested were in the range of approximately 1.2–2.5 mg.

To assess the effects of 4 mg zoledronic acid versus pamidronate 90 mg, the results of two pivotal multicentre studies in patients with TIH were combined in a pre-planned analysis. There was faster normalisation of corrected serum calcium at day 4 for 8 mg zoledronic acid and at day 7 for 4 mg and 8 mg zoledronic acid. The following response rates were observed:

Table 5 Proportion of complete responders by day in the combined TIH studies

	Day 4	Day 7	Day 10
Zoledronic acid 4 mg (N=86)	45.3% (p=0.104)	82.6% (p=0.005)*	88.4% (p=0.002)*
Zoledronic acid 8 mg (N=90)	55.6% (p=0.021)*	83.3% (p=0.010)*	86.7% (p=0.015)*
Pamidronate 90 mg (N=99)	33.3%	63.6%	69.7%
*p-values compared to pamidronate.			

Median time to normocalcaemia was 4 days. Median time to relapse (re-increase of albumin-corrected serum calcium ≥ 2.9 mmol/l) was 30 to 40 days for patients treated with zoledronic acid versus 17 days for those treated with pamidronate 90 mg (p-values: 0.001 for 4 mg and 0.007 for 8 mg zoledronic acid). There were no statistically significant differences between the two zoledronic acid doses.

In clinical trials 69 patients who relapsed or were refractory to initial treatment (zoledronic acid 4 mg, 8 mg or pamidronate 90 mg) were retreated with 8 mg zoledronic acid. The response rate in these patients was about 52%. Since those patients were retreated with the 8 mg dose only, there are no data available allowing comparison with the 4 mg zoledronic acid dose.

In clinical trials performed in patients with tumour-induced hypercalcaemia (TIH), the overall safety profile amongst all three treatment groups (zoledronic acid 4 and 8 mg and pamidronate 90 mg) was similar in types and severity.

Paediatric population

Clinical trial results in the treatment of severe osteogenesis imperfecta in paediatric patients aged 1 to 17 years

The effects of intravenous zoledronic acid in the treatment of paediatric patients (age 1 to 17 years) with severe osteogenesis imperfecta (types I, III and IV) were compared to intravenous pamidronate in one international, multicentre, randomised, open-label study with 74 and 76 patients in each treatment group, respectively. The study treatment period was 12 months preceded by a 4- to 9-week screening period during which vitamin D and elemental calcium supplements were taken for at least 2 weeks. In the clinical programme patients aged 1 to < 3 years received 0.025 mg/kg zoledronic acid (up to a maximum single dose of 0.35 mg) every 3 months and patients aged 3 to 17 years received 0.05 mg/kg zoledronic acid (up to a maximum single dose of 0.83 mg) every 3 months. An extension study was conducted in order to examine the long-term general and renal safety of once yearly or twice yearly zoledronic acid over the 12-month extension treatment period in children who had completed one year of treatment with either zoledronic acid or pamidronate in the core study.

The primary endpoint of the study was the percent change from baseline in lumbar spine bone mineral density (BMD) after 12 months of treatment. Estimated treatment effects on BMD were similar, but the trial design was not sufficiently robust to establish non-inferior efficacy for zoledronic acid. In particular there was no clear evidence of efficacy on incidence of fracture or on pain. Fracture adverse events of long bones in the lower extremities were reported in approximately 24% (femur) and 14% (tibia) of zoledronic acid-treated patients vs 12% and 5% of pamidronate-treated patients with severe osteogenesis imperfecta, regardless of disease type and causality but overall incidence of fractures was comparable for the zoledronic acid and pamidronate-treated patients: 43% (32/74) vs 41% (31/76). Interpretation of the risk of fracture is confounded by the fact that fractures are common events in patients with severe osteogenesis imperfecta as part of the disease process.

The type of adverse reactions observed in this population were similar to those previously seen in adults with advanced malignancies involving the bone (see section 4.8). The adverse reactions ranked under headings of frequency, are presented in Table 6. The following conventional classification is used: very common ($\geq 1/10$), common ($\geq 1/100$ to $< 1/10$), uncommon ($\geq 1/1,000$ to $< 1/100$), rare ($\geq 1/10,000$ to $< 1/1,000$), very rare ($< 1/10,000$), not known (cannot be estimated from the available data).

Table 6 Adverse reactions observed in paediatric patients with severe osteogenesis imperfecta¹

<i>Nervous system disorders</i>	
Common:	Headache
<i>Cardiac disorders</i>	
Common:	Tachycardia
<i>Respiratory, thoracic and mediastinal disorders</i>	
Common:	Nasopharyngitis
<i>Gastrointestinal disorders</i>	
Very common:	Vomiting, nausea
Common:	Abdominal pain
<i>Musculoskeletal and connective tissue disorders</i>	
Common:	Pain in extremities, arthralgia, musculoskeletal pain
<i>General disorders and administration site conditions</i>	
Very common:	Pyrexia, fatigue
Common:	Acute phase reaction, pain
<i>Investigations</i>	
Very common:	Hypocalcaemia
Common:	Hypophosphataemia

¹ Adverse events occurring with frequencies < 5% were medically assessed and it was shown that these cases are consistent with the well established safety profile of Zometa (see section 4.8)

In paediatric patients with severe osteogenesis imperfecta, zoledronic acid seems to be associated with more pronounced risks for acute phase reaction, hypocalcaemia and unexplained tachycardia, in comparison to pamidronate, but this difference declined after subsequent infusions.

The European Medicines Agency has waived the obligation to submit the results of studies with zoledronic acid in all subsets of the paediatric population in the treatment of tumour-induced hypercalcaemia and prevention of skeletal-related events in patients with advanced malignancies involving bone (see section 4.2 for information on paediatric use).

5.2 Pharmacokinetic properties

Single and multiple 5- and 15-minute infusions of 2, 4, 8 and 16 mg zoledronic acid in 64 patients with bone metastases yielded the following pharmacokinetic data, which were found to be dose independent.

After initiating the infusion of zoledronic acid, the plasma concentrations of zoledronic acid rapidly increased, achieving their peak at the end of the infusion period, followed by a rapid decline to < 10% of peak after 4 hours and < 1% of peak after 24 hours, with a subsequent prolonged period of very low concentrations not exceeding 0.1% of peak prior to the second infusion of zoledronic acid on day 28.

Intravenously administered zoledronic acid is eliminated by a triphasic process: rapid biphasic disappearance from the systemic circulation, with half-lives of $t_{1/2\alpha}$ 0.24 and $t_{1/2\beta}$ 1.87 hours, followed by a long elimination phase with a terminal elimination half-life of $t_{1/2\gamma}$ 146 hours. There was no accumulation of zoledronic acid in plasma after multiple doses given every 28 days. Zoledronic acid is not metabolised and is excreted unchanged via the kidney. Over the first 24 hours, $39 \pm 16\%$ of the administered dose is recovered in the urine, while the remainder is principally bound to bone tissue. From the bone tissue it is released very slowly back into the systemic circulation and eliminated via the kidney. The total body clearance is 5.04 ± 2.5 l/h, independent of dose, and unaffected by gender, age, race, and body weight. Increasing the infusion time from 5 to 15 minutes caused a 30% decrease in zoledronic acid concentration at the end of the infusion, but had no effect on the area under the plasma concentration versus time curve.

The interpatient variability in pharmacokinetic parameters for zoledronic acid was high, as seen with other bisphosphonates.

No pharmacokinetic data for zoledronic acid are available in patients with hypercalcaemia or in patients with hepatic insufficiency. Zoledronic acid does not inhibit human P450 enzymes *in vitro*, shows no biotransformation and in animal studies < 3% of the administered dose was recovered in the faeces, suggesting no relevant role of liver function in the pharmacokinetics of zoledronic acid.

The renal clearance of zoledronic acid was correlated with creatinine clearance, renal clearance representing $75 \pm 33\%$ of the creatinine clearance, which showed a mean of 84 ± 29 ml/min (range 22 to 143 ml/min) in the 64 cancer patients studied. Population analysis showed that for a patient with creatinine clearance of 20 ml/min (severe renal impairment), or 50 ml/min (moderate impairment), the corresponding predicted clearance of zoledronic acid would be 37% or 72%, respectively, of that of a patient showing creatinine clearance of 84 ml/min. Only limited pharmacokinetic data are available in patients with severe renal insufficiency (creatinine clearance < 30 ml/min).

In an *in vitro* study, zoledronic acid showed low affinity for the cellular components of human blood, with a mean blood to plasma concentration ratio of 0.59 in a concentration range of 30 ng/ml to 5000 ng/ml. The plasma protein binding is low, with the unbound fraction ranging from 60% at 2 ng/ml to 77% at 2000 ng/ml of zoledronic acid.

Special populations

Paediatric patients

Limited pharmacokinetic data in children with severe osteogenesis imperfecta suggest that zoledronic acid pharmacokinetics in children aged 3 to 17 years are similar to those in adults at a similar mg/kg dose level. Age, body weight, gender and creatinine clearance appear to have no effect on zoledronic acid systemic exposure.

5.3 Preclinical safety data

Acute toxicity

The highest non-lethal single intravenous dose was 10 mg/kg bodyweight in mice and 0.6 mg/kg in rats.

Subchronic and chronic toxicity

Zoledronic acid was well tolerated when administered subcutaneously to rats and intravenously to dogs at doses up to 0.02 mg/kg daily for 4 weeks. Administration of 0.001 mg/kg/day subcutaneously in rats and 0.005 mg/kg intravenously once every 2–3 days in dogs for up to 52 weeks was also well tolerated.

The most frequent finding in repeat-dose studies consisted of increased primary spongiosa in the metaphyses of long bones in growing animals at nearly all doses, a finding that reflected the compound's pharmacological antiresorptive activity.

The safety margins relative to renal effects were narrow in the long-term repeat-dose parenteral animal studies but the cumulative no adverse event levels (NOAELs) in the single dose (1.6 mg/kg) and multiple dose studies of up to one month (0.06–0.6 mg/kg/day) did not indicate renal effects at doses equivalent to or exceeding the highest intended human therapeutic dose. Longer-term repeat administration at doses bracketing the highest intended human therapeutic dose of zoledronic acid produced toxicological effects in other organs, including the gastrointestinal tract, liver, spleen and lungs, and at intravenous injection sites.

Reproduction toxicity

Zoledronic acid was teratogenic in the rat at subcutaneous doses ≥ 0.2 mg/kg. Although no teratogenicity or foetotoxicity was observed in the rabbit, maternal toxicity was found. Dystocia was observed at the lowest dose (0.01 mg/kg bodyweight) tested in the rat.

Mutagenicity and carcinogenic potential

Zoledronic acid was not mutagenic in the mutagenicity tests performed and carcinogenicity testing did not provide any evidence of carcinogenic potential.

6. PHARMACEUTICAL PARTICULARS

6.1 List of excipients

Powder vial: Mannitol
Sodium citrate
Solvent ampoule: Water for injections

6.2 Incompatibilities

To avoid potential incompatibilities, Zometa reconstituted solution is to be diluted with 0.9% w/v sodium chloride solution or 5% w/v glucose solution.

This medicinal product must not be mixed with calcium or other divalent cation-containing infusion solutions such as lactated Ringer's solution, and should be administered as a single intravenous solution in a separate infusion line.

6.3 Shelf life

3 years.

After reconstitution and dilution: From a microbiological point of view, the reconstituted and diluted solution for infusion should be used immediately. If not used immediately, in-use storage times and conditions prior to use are the responsibility of the user and would normally not be longer than 24 hours at 2°C – 8°C. The refrigerated solution should then be equilibrated to room temperature prior to administration.

6.4 Special precautions for storage

This medicinal product does not require any special storage conditions.
For storage conditions of the reconstituted solution for infusion, see section 6.3.

6.5 Nature and contents of container

Powder vial: 6 ml colourless glass vial, hydrolytic glass type I (Ph. Eur.).

Solvent ampoule: 5-ml colourless glass ampoule.

Unit packs containing 1 or 4 vials and 1 or 4 ampoules of water for injections, respectively.

Multi-packs containing 10 (10 packs of 1+1) vials and ampoules of water for injections.

Not all pack sizes may be marketed.

6.6 Special precautions for disposal and other handling

The powder must first be reconstituted in the vial using 5 ml water for injections from the ampoule supplied. Dissolution must be complete before the solution is withdrawn. The amount of reconstituted solution as required is then further diluted with 100 ml of calcium-free infusion solution (0.9% w/v sodium chloride solution or 5% w/v glucose solution).

Additional information on handling of Zometa, including guidance on preparation of reduced doses, is provided in section 4.2.

Aseptic techniques must be followed during the preparation of the infusion. For single use only.

Only clear solution free from particles and discolouration should be used.

Healthcare professionals are advised not to dispose of unused Zometa via the domestic sewage system.

Any unused medicinal product or waste material should be disposed of in accordance with local requirements.

7. MARKETING AUTHORISATION HOLDER

Novartis Europharm Limited
Vista Building
Elm Park, Merrion Road
Dublin 4
Ireland

8. MARKETING AUTHORISATION NUMBERS

EU/1/01/176/001-003

9. DATE OF FIRST AUTHORISATION/RENEWAL OF THE AUTHORISATION

Date of first authorisation: 20.03.2001

Date of latest renewal: 20.03.2006

10. DATE OF REVISION OF THE TEXT

Detailed information on this medicinal product is available on the website of the European Medicines Agency <http://www.ema.europa.eu>

1. NAME OF THE MEDICINAL PRODUCT

Zometa 4 mg/5 ml concentrate for solution for infusion

2. QUALITATIVE AND QUANTITATIVE COMPOSITION

One vial with 5 ml concentrate contains 4 mg zoledronic acid, corresponding to 4.264 mg zoledronic acid monohydrate.

One ml concentrate contains 0.8 mg zoledronic acid (as monohydrate).

For the full list of excipients, see section 6.1.

3. PHARMACEUTICAL FORM

Concentrate for solution for infusion

Clear and colourless solution.

4. CLINICAL PARTICULARS

4.1 Therapeutic indications

- Prevention of skeletal related events (pathological fractures, spinal compression, radiation or surgery to bone, or tumour-induced hypercalcaemia) in adult patients with advanced malignancies involving bone.
- Treatment of adult patients with tumour-induced hypercalcaemia (TIH).

4.2 Posology and method of administration

Zometa must only be prescribed and administered to patients by healthcare professionals experienced in the administration of intravenous bisphosphonates. Patients treated with Zometa should be given the package leaflet and the patient reminder card.

Posology

Prevention of skeletal related events in patients with advanced malignancies involving bone

Adults and older people

The recommended dose in the prevention of skeletal related events in patients with advanced malignancies involving bone is 4 mg zoledronic acid every 3 to 4 weeks.

Patients should also be administered an oral calcium supplement of 500 mg and 400 IU vitamin D daily.

The decision to treat patients with bone metastases for the prevention of skeletal related events should consider that the onset of treatment effect is 2-3 months.

Treatment of TIH

Adults and older people

The recommended dose in hypercalcaemia (albumin-corrected serum calcium \geq 12.0 mg/dl or 3.0 mmol/l) is a single dose of 4 mg zoledronic acid.

Renal impairment

TIH:

Zometa treatment in TIH patients who also have severe renal impairment should be considered only after evaluating the risks and benefits of treatment. In the clinical studies, patients with serum creatinine > 400 µmol/l or > 4.5 mg/dl were excluded. No dose adjustment is necessary in TIH patients with serum creatinine < 400 µmol/l or < 4.5 mg/dl (see section 4.4).

Prevention of skeletal related events in patients with advanced malignancies involving bone:

When initiating treatment with Zometa in patients with multiple myeloma or metastatic bone lesions from solid tumours, serum creatinine and creatinine clearance (CLcr) should be determined. CLcr is calculated from serum creatinine using the Cockcroft-Gault formula. Zometa is not recommended for patients presenting with severe renal impairment prior to initiation of therapy, which is defined for this population as CLcr < 30 ml/min. In clinical trials with Zometa, patients with serum creatinine > 265 µmol/l or > 3.0 mg/dl were excluded.

In patients with bone metastases presenting with mild to moderate renal impairment prior to initiation of therapy, which is defined for this population as CLcr 30–60 ml/min, the following Zometa dose is recommended (see also section 4.4):

Baseline creatinine clearance (ml/min)	Zometa recommended dose*
> 60	4.0 mg zoledronic acid
50–60	3.5 mg* zoledronic acid
40–49	3.3 mg* zoledronic acid
30–39	3.0 mg* zoledronic acid

* Doses have been calculated assuming target AUC of 0.66 (mg•hr/l) (CLcr = 75 ml/min). The reduced doses for patients with renal impairment are expected to achieve the same AUC as that seen in patients with creatinine clearance of 75 ml/min.

Following initiation of therapy, serum creatinine should be measured prior to each dose of Zometa and treatment should be withheld if renal function has deteriorated. In the clinical trials, renal deterioration was defined as follows:

- For patients with normal baseline serum creatinine (< 1.4 mg/dl or < 124 µmol/l), an increase of 0.5 mg/dl or 44 µmol/l;
- For patients with abnormal baseline creatinine (> 1.4 mg/dl or > 124 µmol/l), an increase of 1.0 mg/dl or 88 µmol/l.

In the clinical studies, Zometa treatment was resumed only when the creatinine level returned to within 10% of the baseline value (see section 4.4). Zometa treatment should be resumed at the same dose as that given prior to treatment interruption.

Paediatric population

The safety and efficacy of zoledronic acid in children aged 1 year to 17 years have not been established. Currently available data are described in section 5.1 but no recommendation on a posology can be made.

Method of administration

Intravenous use.

Zometa 4 mg concentrate for solution for infusion, further diluted in 100 ml (see section 6.6), should be given as a single intravenous infusion in no less than 15 minutes.

In patients with mild to moderate renal impairment, reduced Zometa doses are recommended (see section “Posology” above and section 4.4).

Instructions for preparing reduced doses of Zometa

Withdraw an appropriate volume of the concentrate needed, as follows:

- 4.4 ml for 3.5 mg dose
- 4.1 ml for 3.3 mg dose
- 3.8 ml for 3.0 mg dose

For instructions on the dilution of the medicinal product before administration, see section 6.6. The withdrawn amount of concentrate must be further diluted in 100 ml of sterile 0.9% w/v sodium chloride solution or 5% w/v glucose solution. The dose must be given as a single intravenous infusion over no less than 15 minutes.

Zometa concentrate must not be mixed with calcium or other divalent cation-containing infusion solutions such as lactated Ringer's solution, and should be administered as a single intravenous solution in a separate infusion line.

Patients must be maintained well hydrated prior to and following administration of Zometa.

4.3 Contraindications

- Hypersensitivity to the active substance, to other bisphosphonates or to any of the excipients listed in section 6.1.
- Breast-feeding (see section 4.6).

4.4 Special warnings and precautions for use

General

Patients must be assessed prior to administration of Zometa to ensure that they are adequately hydrated.

Overhydration should be avoided in patients at risk of cardiac failure.

Standard hypercalcaemia-related metabolic parameters, such as serum levels of calcium, phosphate and magnesium, should be carefully monitored after initiating Zometa therapy. If hypocalcaemia, hypophosphataemia, or hypomagnesaemia occurs, short-term supplemental therapy may be necessary. Untreated hypercalcaemia patients generally have some degree of renal function impairment, therefore careful renal function monitoring should be considered.

Zometa contains the same active substance as found in Aclasta (zoledronic acid). Patients being treated with Zometa should not be treated with Aclasta or any other bisphosphonate concomitantly, since the combined effects of these agents are unknown.

Renal insufficiency

Patients with TIH and evidence of deterioration in renal function should be appropriately evaluated with consideration given as to whether the potential benefit of treatment with Zometa outweighs the possible risk.

The decision to treat patients with bone metastases for the prevention of skeletal related events should consider that the onset of treatment effect is 2–3 months.

Zometa has been associated with reports of renal dysfunction. Factors that may increase the potential for deterioration in renal function include dehydration, pre-existing renal impairment, multiple cycles of Zometa and other bisphosphonates as well as use of other nephrotoxic medicinal products. While the risk is reduced with a dose of 4 mg zoledronic acid administered over 15 minutes, deterioration in renal function may still occur. Renal deterioration, progression to renal failure and dialysis have been reported in patients after the initial dose or a single dose of 4 mg zoledronic acid. Increases in serum creatinine also occur in some patients with chronic administration of Zometa at recommended doses for prevention of skeletal related events, although less frequently.

Patients should have their serum creatinine levels assessed prior to each dose of Zometa. Upon initiation of treatment in patients with bone metastases with mild to moderate renal impairment, lower doses of zoledronic acid are recommended. In patients who show evidence of renal deterioration during treatment, Zometa should be withheld. Zometa should only be resumed when serum creatinine returns to within 10% of baseline. Zometa treatment should be resumed at the same dose as that given prior to treatment interruption.

In view of the potential impact of zoledronic acid on renal function, the lack of clinical safety data in patients with severe renal impairment (in clinical trials defined as serum creatinine ≥ 400 $\mu\text{mol/l}$ or ≥ 4.5 mg/dl for patients with TIH and ≥ 265 $\mu\text{mol/l}$ or ≥ 3.0 mg/dl for patients with cancer and bone metastases, respectively) at baseline and only limited pharmacokinetic data in patients with severe renal impairment at baseline (creatinine clearance < 30 ml/min), the use of Zometa is not recommended in patients with severe renal impairment.

Hepatic insufficiency

As only limited clinical data are available in patients with severe hepatic insufficiency, no specific recommendations can be given for this patient population.

Osteonecrosis

Osteonecrosis of the jaw

Osteonecrosis of the jaw (ONJ) has been reported uncommonly in clinical trials in patients receiving Zometa. Post-marketing experience and the literature suggest a greater frequency of reports of ONJ based on tumour type (advanced breast cancer, multiple myeloma). A study showed that ONJ was higher in myeloma patients when compared to other cancers (see section 5.1).

The start of treatment or of a new course of treatment should be delayed in patients with unhealed open soft tissue lesions in the mouth, except in medical emergency situations. A dental examination with appropriate preventive dentistry and an individual benefit-risk assessment is recommended prior to treatment with bisphosphonates in patients with concomitant risk factors.

The following risk factors should be considered when evaluating an individual's risk of developing ONJ:

- Potency of the bisphosphonate (higher risk for highly potent compounds), route of administration (higher risk for parenteral administration) and cumulative dose of bisphosphonate.
- Cancer, co-morbid conditions (e.g. anaemia, coagulopathies, infection), smoking.
- Concomitant therapies: chemotherapy, angiogenesis inhibitors (see section 4.5), radiotherapy to neck and head, corticosteroids.
- History of dental disease, poor oral hygiene, periodontal disease, invasive dental procedures (e.g. tooth extractions) and poorly fitting dentures.

All patients should be encouraged to maintain good oral hygiene, undergo routine dental check-ups, and immediately report any oral symptoms such as dental mobility, pain or swelling, or non-healing of sores or discharge during treatment with Zometa. While on treatment, invasive dental procedures should be performed only after careful consideration and be avoided in close proximity to zoledronic acid administration. For patients who develop osteonecrosis of the jaw while on bisphosphonate therapy, dental surgery may exacerbate the condition. For patients requiring dental procedures, there are no data available to suggest whether discontinuation of bisphosphonate treatment reduces the risk of osteonecrosis of the jaw.

The management plan for patients who develop ONJ should be set up in close collaboration between the treating physician and a dentist or oral surgeon with expertise in ONJ. Temporary interruption of zoledronic acid treatment should be considered until the condition resolves and contributing risk factors are mitigated where possible.

Osteonecrosis of other anatomical sites

Osteonecrosis of the external auditory canal has been reported with bisphosphonates, mainly in association with long-term therapy. Possible risk factors for osteonecrosis of the external auditory canal include steroid use and chemotherapy and/or local risk factors such as infection or trauma. The possibility of osteonecrosis of the external auditory canal should be considered in patients receiving bisphosphonates who present with ear symptoms including chronic ear infections.

Additionally, there have been sporadic reports of osteonecrosis of other sites, including the hip and femur, reported predominantly in adult cancer patients treated with Zometa.

Musculoskeletal pain

In post-marketing experience, severe and occasionally incapacitating bone, joint, and/or muscle pain have been reported in patients taking Zometa. However, such reports have been infrequent. The time to onset of symptoms varied from one day to several months after starting treatment. Most patients had relief of symptoms after stopping treatment. A subset had recurrence of symptoms when rechallenged with Zometa or another bisphosphonate.

Atypical fractures of the femur

Atypical subtrochanteric and diaphyseal femoral fractures have been reported with bisphosphonate therapy, primarily in patients receiving long-term treatment for osteoporosis. These transverse or short oblique fractures can occur anywhere along the femur from just below the lesser trochanter to just above the supracondylar flare. These fractures occur after minimal or no trauma and some patients experience thigh or groin pain, often associated with imaging features of stress fractures, weeks to months before presenting with a completed femoral fracture. Fractures are often bilateral; therefore the contralateral femur should be examined in bisphosphonate-treated patients who have sustained a femoral shaft fracture. Poor healing of these fractures has also been reported. Discontinuation of bisphosphonate therapy in patients suspected to have an atypical femur fracture should be considered pending evaluation of the patient, based on an individual benefit risk assessment.

During bisphosphonate treatment patients should be advised to report any thigh, hip or groin pain and any patient presenting with such symptoms should be evaluated for an incomplete femur fracture.

Hypocalcaemia

Hypocalcaemia has been reported in patients treated with Zometa. Cardiac arrhythmias and neurologic adverse events (including convulsions, hypoaesthesia and tetany) have been reported secondary to cases of severe hypocalcaemia. Cases of severe hypocalcaemia requiring hospitalisation have been reported. In some instances, the hypocalcaemia may be life-threatening (see section 4.8). Caution is advised when Zometa is administered with medicinal products known to cause hypocalcaemia, as they may have a synergistic effect resulting in severe hypocalcaemia (see section 4.5). Serum calcium should be measured and hypocalcaemia must be corrected before initiating Zometa therapy. Patients should be adequately supplemented with calcium and vitamin D.

4.5 Interaction with other medicinal products and other forms of interaction

In clinical studies, Zometa has been administered concomitantly with commonly used anticancer agents, diuretics, antibiotics and analgesics without clinically apparent interactions occurring. Zoledronic acid shows no appreciable binding to plasma proteins and does not inhibit human P450 enzymes *in vitro* (see section 5.2), but no formal clinical interaction studies have been performed.

Caution is advised when bisphosphonates are administered with aminoglycosides, calcitonin or loop diuretics, since these agents may have an additive effect, resulting in a lower serum calcium level for longer periods than required (see section 4.4).

Caution is indicated when Zometa is used with other potentially nephrotoxic medicinal products. Attention should also be paid to the possibility of hypomagnesaemia developing during treatment.

In multiple myeloma patients, the risk of renal dysfunction may be increased when Zometa is used in combination with thalidomide.

Caution is advised when Zometa is administered with anti-angiogenic medicinal products, as an increase in the incidence of ONJ has been observed in patients treated concomitantly with these medicinal products.

4.6 Fertility, pregnancy and lactation

Pregnancy

There are no adequate data on the use of zoledronic acid in pregnant women. Animal reproduction studies with zoledronic acid have shown reproductive toxicity (see section 5.3). The potential risk for humans is unknown. Zometa should not be used during pregnancy. Women of child-bearing potential should be advised to avoid becoming pregnant.

Breast-feeding

It is not known whether zoledronic acid is excreted into human milk. Zometa is contraindicated in breast-feeding women (see section 4.3).

Fertility

Zoledronic acid was evaluated in rats for potential adverse effects on fertility of the parental and F1 generation. This resulted in exaggerated pharmacological effects considered to be related to the compound's inhibition of skeletal calcium metabolism, resulting in periparturient hypocalcaemia, a bisphosphonate class effect, dystocia and early termination of the study. Thus these results precluded determining a definitive effect of zoledronic acid on fertility in humans.

4.7 Effects on ability to drive and use machines

Adverse reactions, such as dizziness and somnolence, may have influence on the ability to drive or use machines, therefore caution should be exercised with the use of Zometa along with driving and operating of machinery.

4.8 Undesirable effects

Summary of the safety profile

Within three days after Zometa administration, an acute phase reaction has commonly been reported, with symptoms including bone pain, fever, fatigue, arthralgia, myalgia, rigors and arthritis with subsequent joint swelling; these symptoms usually resolve within a few days (see description of selected adverse reactions).

The following are the important identified risks with Zometa in the approved indications: Renal function impairment, osteonecrosis of the jaw, acute phase reaction, hypocalcaemia, atrial fibrillation, anaphylaxis, interstitial lung disease. The frequencies for each of these identified risks are shown in Table 1.

Tabulated list of adverse reactions

The following adverse reactions, listed in Table 1, have been accumulated from clinical studies and post-marketing reports following predominantly chronic treatment with 4 mg zoledronic acid:

Table 1

Adverse reactions are ranked under headings of frequency, the most frequent first, using the following convention: Very common ($\geq 1/10$), common ($\geq 1/100$ to $< 1/10$), uncommon ($\geq 1/1,000$ to $< 1/100$), rare ($\geq 1/10,000$ to $< 1/1,000$), very rare ($< 1/10,000$), not known (cannot be estimated from the available data).

<i>Blood and lymphatic system disorders</i>	Common: Uncommon: Rare:	Anaemia Thrombocytopenia, leukopenia Pancytopenia
<i>Immune system disorders</i>	Uncommon: Rare:	Hypersensitivity reaction Angioneurotic oedema
<i>Psychiatric disorders</i>	Uncommon: Rare:	Anxiety, sleep disturbance Confusion
<i>Nervous system disorders</i>	Common: Uncommon: Very rare:	Headache Dizziness, paraesthesia, dysgeusia, hypoesthesia, hyperaesthesia, tremor, somnolence Convulsions, hypoesthesia and tetany (secondary to hypocalcaemia)
<i>Eye disorders</i>	Common: Uncommon: Rare: Very rare:	Conjunctivitis Blurred vision, scleritis and orbital inflammation Uveitis Episcleritis

<i>Cardiac disorders</i>	
Uncommon:	Hypertension, hypotension, atrial fibrillation, hypotension leading to syncope or circulatory collapse
Rare:	Bradycardia, cardiac arrhythmia (secondary to hypocalcaemia)
<i>Respiratory, thoracic and mediastinal disorders</i>	
Uncommon:	Dyspnoea, cough, bronchoconstriction
Rare:	Interstitial lung disease
<i>Gastrointestinal disorders</i>	
Common:	Nausea, vomiting, decreased appetite
Uncommon:	Diarrhoea, constipation, abdominal pain, dyspepsia, stomatitis, dry mouth
<i>Skin and subcutaneous tissue disorders</i>	
Uncommon:	Pruritus, rash (including erythematous and macular rash), increased sweating
<i>Musculoskeletal and connective tissue disorders</i>	
Common:	Bone pain, myalgia, arthralgia, generalised pain
Uncommon:	Muscle spasms, osteonecrosis of the jaw
Very rare:	Osteonecrosis of the external auditory canal (bisphosphonate class adverse reaction) and other anatomical sites including femur and hip
<i>Renal and urinary disorders</i>	
Common:	Renal impairment
Uncommon:	Acute renal failure, haematuria, proteinuria
Rare:	Acquired Fanconi syndrome
<i>General disorders and administration site conditions</i>	
Common:	Fever, flu-like syndrome (including fatigue, rigors, malaise and flushing)
Uncommon:	Asthenia, peripheral oedema, injection site reactions (including pain, irritation, swelling, induration), chest pain, weight increase, anaphylactic reaction/shock, urticaria
Rare:	Arthritis and joint swelling as a symptom of acute phase reaction
<i>Investigations</i>	
Very common:	Hypophosphataemia
Common:	Blood creatinine and blood urea increased, hypocalcaemia
Uncommon:	Hypomagnesaemia, hypokalaemia
Rare:	Hyperkalaemia, hypernatraemia

Description of selected adverse reactions

Renal function impairment

Zometa has been associated with reports of renal dysfunction. In a pooled analysis of safety data from Zometa registration trials for the prevention of skeletal-related events in patients with advanced malignancies involving bone, the frequency of renal impairment adverse events suspected to be related to Zometa (adverse reactions) was as follows: multiple myeloma (3.2%), prostate cancer (3.1%), breast cancer (4.3%), lung and other solid tumours (3.2%). Factors that may increase the potential for deterioration in renal function include dehydration, pre-existing renal impairment, multiple cycles of Zometa or other bisphosphonates, as well as concomitant use of nephrotoxic medicinal products or using a shorter infusion time than currently recommended. Renal deterioration, progression to renal failure and dialysis have been reported in patients after the initial dose or a single dose of 4 mg zoledronic acid (see section 4.4).

Osteonecrosis of the jaw

Cases of osteonecrosis of the jaw have been reported, predominantly in cancer patients treated with medicinal products that inhibit bone resorption, such as Zometa (see section 4.4). Many of these patients were also receiving chemotherapy and corticosteroids and had signs of local infection including osteomyelitis. The majority of the reports refer to cancer patients following tooth extractions or other dental surgeries.

Atrial fibrillation

In one 3-year, randomised, double-blind controlled trial that evaluated the efficacy and safety of zoledronic acid 5 mg once yearly vs. placebo in the treatment of postmenopausal osteoporosis (PMO), the overall incidence of atrial fibrillation was 2.5% (96 out of 3,862) and 1.9% (75 out of 3,852) in patients receiving zoledronic acid 5 mg and placebo, respectively. The rate of atrial fibrillation serious adverse events was 1.3% (51 out of 3,862) and 0.6% (22 out of 3,852) in patients receiving zoledronic acid 5 mg and placebo, respectively. The imbalance observed in this trial has not been observed in other trials with zoledronic acid, including those with Zometa (zoledronic acid) 4 mg every 3-4 weeks in oncology patients. The mechanism behind the increased incidence of atrial fibrillation in this single clinical trial is unknown.

Acute phase reaction

This adverse drug reaction consists of a constellation of symptoms that includes fever, myalgia, headache, extremity pain, nausea, vomiting, diarrhoea arthralgia and arthritis with subsequent joint swelling. The onset time is ≤ 3 days post-Zometa infusion, and the reaction is also referred to using the terms “flu-like” or “post-dose” symptoms.

Atypical fractures of the femur

During post-marketing experience the following reactions have been reported (frequency rare): Atypical subtrochanteric and diaphyseal femoral fractures (bisphosphonate class adverse reaction).

Hypocalcaemia-related ADRs

Hypocalcaemia is an important identified risk with Zometa in the approved indications. Based on the review of both clinical trial and post-marketing cases, there is sufficient evidence to support an association between Zometa therapy, the reported event of hypocalcaemia, and the secondary development of cardiac arrhythmia. Furthermore, there is evidence of an association between hypocalcaemia and secondary neurological events reported in these cases including; convulsions, hypoaesthesia and tetany (see section 4.4).

Reporting of suspected adverse reactions

Reporting suspected adverse reactions after authorisation of the medicinal product is important. It allows continued monitoring of the benefit/risk balance of the medicinal product. Healthcare professionals are asked to report any suspected adverse reactions via the national reporting system listed in [Appendix V](#).

4.9 Overdose

Clinical experience with acute overdose of Zometa is limited. The administration of doses up to 48 mg of zoledronic acid in error has been reported. Patients who have received doses higher than those recommended (see section 4.2) should be carefully monitored, since renal function impairment (including renal failure) and serum electrolyte (including calcium, phosphorus and magnesium) abnormalities have been observed. In the event of hypocalcaemia, calcium gluconate infusions should be administered as clinically indicated.

5. PHARMACOLOGICAL PROPERTIES

5.1 Pharmacodynamic properties

Pharmacotherapeutic group: Drugs for treatment of bone diseases, bisphosphonates, ATC code: M05BA08

Zoledronic acid belongs to the class of bisphosphonates and acts primarily on bone. It is an inhibitor of osteoclastic bone resorption.

The selective action of bisphosphonates on bone is based on their high affinity for mineralised bone, but the precise molecular mechanism leading to the inhibition of osteoclastic activity is still unclear. In long-term animal studies, zoledronic acid inhibits bone resorption without adversely affecting the formation, mineralisation or mechanical properties of bone.

In addition to being a potent inhibitor of bone resorption, zoledronic acid also possesses several anti-tumour properties that could contribute to its overall efficacy in the treatment of metastatic bone disease. The following properties have been demonstrated in preclinical studies:

- *In vivo*: Inhibition of osteoclastic bone resorption, which alters the bone marrow microenvironment, making it less conducive to tumour cell growth, anti-angiogenic activity and anti-pain activity.
- *In vitro*: Inhibition of osteoblast proliferation, direct cytostatic and pro-apoptotic activity on tumour cells, synergistic cytostatic effect with other anti-cancer drugs, anti-adhesion/invasion activity.

Clinical trial results in the prevention of skeletal related events in patients with advanced malignancies involving bone

The first randomised, double-blind, placebo-controlled study compared zoledronic acid 4 mg to placebo for the prevention of skeletal related events (SREs) in prostate cancer patients. Zoledronic acid 4 mg significantly reduced the proportion of patients experiencing at least one skeletal related event (SRE), delayed the median time to first SRE by > 5 months, and reduced the annual incidence of events per patient - skeletal morbidity rate. Multiple event analysis showed a 36% risk reduction in developing SREs in the zoledronic acid 4 mg group compared with placebo. Patients receiving zoledronic acid 4 mg reported less increase in pain than those receiving placebo, and the difference reached significance at months 3, 9, 21 and 24. Fewer zoledronic acid 4 mg patients suffered pathological fractures. The treatment effects were less pronounced in patients with blastic lesions. Efficacy results are provided in Table 2.

In a second study including solid tumours other than breast or prostate cancer, zoledronic acid 4 mg significantly reduced the proportion of patients with an SRE, delayed the median time to first SRE by > 2 months, and reduced the skeletal morbidity rate. Multiple event analysis showed 30.7% risk reduction in developing SREs in the zoledronic acid 4 mg group compared with placebo. Efficacy results are provided in Table 3.

Table 2 Efficacy results (prostate cancer patients receiving hormonal therapy)

	<u>Any SRE (+TIH)</u>		<u>Fractures*</u>		<u>Radiation therapy to bone</u>	
	zoledronic acid 4 mg	Placebo	zoledronic acid 4 mg	Placebo	zoledronic acid 4 mg	Placebo
N	214	208	214	208	214	208
Proportion of patients with SREs (%)	38	49	17	25	26	33
p-value	0.028		0.052		0.119	
Median time to SRE (days)	488	321	NR	NR	NR	640
p-value	0.009		0.020		0.055	
Skeletal morbidity rate	0.77	1.47	0.20	0.45	0.42	0.89
p-value	0.005		0.023		0.060	
Risk reduction of suffering from multiple events** (%)	36	-	NA	NA	NA	NA
p-value	0.002		NA		NA	

* Includes vertebral and non-vertebral fractures

** Accounts for all skeletal events, the total number as well as time to each event during the trial

NR Not Reached

NA Not Applicable

Table 3 Efficacy results (solid tumours other than breast or prostate cancer)

	<u>Any SRE (+TIH)</u>		<u>Fractures*</u>		<u>Radiation therapy to bone</u>	
	zoledronic acid 4 mg	Placebo	zoledronic acid 4 mg	Placebo	zoledronic acid 4 mg	Placebo
N	257	250	257	250	257	250
Proportion of patients with SREs (%)	39	48	16	22	29	34
p-value	0.039		0.064		0.173	
Median time to SRE (days)	236	155	NR	NR	424	307
p-value	0.009		0.020		0.079	
Skeletal morbidity rate	1.74	2.71	0.39	0.63	1.24	1.89
p-value	0.012		0.066		0.099	
Risk reduction of suffering from multiple events** (%)	30.7	-	NA	NA	NA	NA
p-value	0.003		NA		NA	

* Includes vertebral and non-vertebral fractures

** Accounts for all skeletal events, the total number as well as time to each event during the trial

NR Not Reached

NA Not Applicable

In a third phase III randomised, double-blind trial, zoledronic acid 4 mg or 90 mg pamidronate every 3 to 4 weeks were compared in patients with multiple myeloma or breast cancer with at least one bone lesion. The results demonstrated that zoledronic acid 4 mg showed comparable efficacy to 90 mg pamidronate in the prevention of SREs. The multiple event analysis revealed a significant risk reduction of 16% in patients treated with zoledronic acid 4 mg in comparison with patients receiving pamidronate. Efficacy results are provided in Table 4.

Table 4 Efficacy results (breast cancer and multiple myeloma patients)

	<u>Any SRE (+TIH)</u>		<u>Fractures*</u>		<u>Radiation therapy to bone</u>	
	zoledronic acid 4 mg	Pam 90 mg	zoledronic acid 4 mg	Pam 90 mg	zoledronic acid 4 mg	Pam 90 mg
N	561	555	561	555	561	555
Proportion of patients with SREs (%)	48	52	37	39	19	24
p-value	0.198		0.653		0.037	
Median time to SRE (days)	376	356	NR	714	NR	NR
p-value	0.151		0.672		0.026	
Skeletal morbidity rate	1.04	1.39	0.53	0.60	0.47	0.71
p-value	0.084		0.614		0.015	
Risk reduction of suffering from multiple events** (%)	16	-	NA	NA	NA	NA
p-value	0.030		NA		NA	

* Includes vertebral and non-vertebral fractures

** Accounts for all skeletal events, the total number as well as time to each event during the trial

NR Not Reached

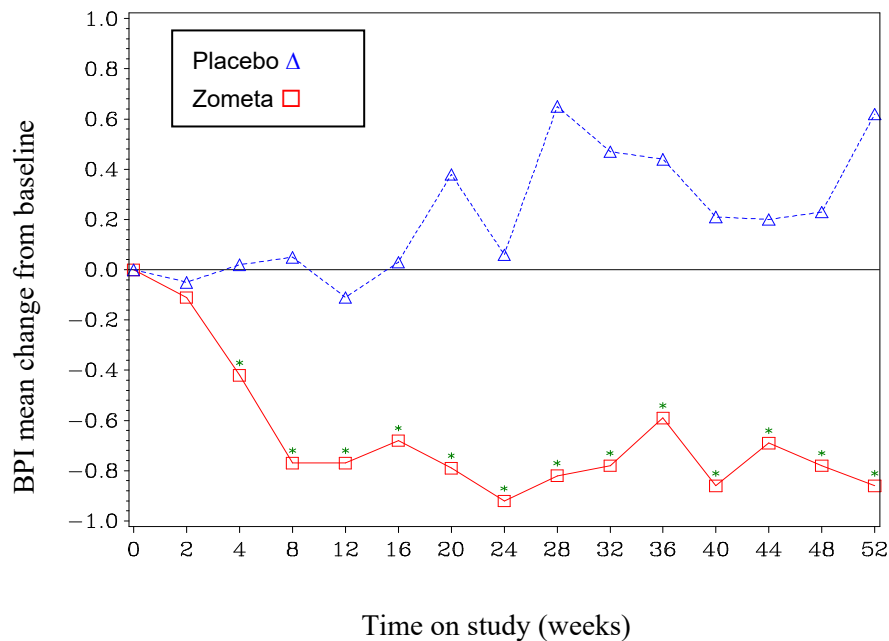
NA Not Applicable

Zoledronic acid 4 mg was also studied in a double-blind, randomised, placebo-controlled trial in 228 patients with documented bone metastases from breast cancer to evaluate the effect of 4 mg zoledronic acid on the skeletal related event (SRE) rate ratio, calculated as the total number of SRE events (excluding hypercalcaemia and adjusted for prior fracture), divided by the total risk period. Patients received either 4 mg zoledronic acid or placebo every four weeks for one year. Patients were evenly distributed between zoledronic acid-treated and placebo groups.

The SRE rate (events/person year) was 0.628 for zoledronic acid and 1.096 for placebo. The proportion of patients with at least one SRE (excluding hypercalcaemia) was 29.8% in the zoledronic acid-treated group versus 49.6% in the placebo group (p=0.003). Median time to onset of the first SRE was not reached in the zoledronic acid-treated arm at the end of the study and was significantly prolonged compared to placebo (p=0.007). Zoledronic acid 4 mg reduced the risk of SREs by 41% in a multiple event analysis (risk ratio=0.59, p=0.019) compared with placebo.

In the zoledronic acid-treated group, statistically significant improvement in pain scores (using the Brief Pain Inventory, BPI) was seen at 4 weeks and at every subsequent time point during the study, when compared to placebo (Figure 1). The pain score for zoledronic acid was consistently below baseline and pain reduction was accompanied by a trend in reduced analgesics score.

Figure 1 Mean changes from baseline in BPI scores. Statistically significant differences are marked (*p<0.05) for between treatment comparisons (4 mg zoledronic acid vs. placebo)



CZOL446EUS122/SWOG study

The primary objective of this observational study was to estimate the cumulative incidence of osteonecrosis of the jaw (ONJ) at 3 years in cancer patients with bone metastasis receiving zoledronic acid. The osteoclast inhibition therapy, other cancer therapy, and dental care was performed as clinically indicated in order to best represent academic and community-based care. A baseline dental examination was recommended but was not mandatory.

Among the 3491 evaluable patients, 87 cases of ONJ diagnosis were confirmed. The overall estimated cumulative incidence of confirmed ONJ at 3 years was 2.8% (95% CI: 2.3-3.5%). The rates were 0.8% at year 1 and 2.0% at year 2. Rates of 3-year confirmed ONJ were highest in myeloma patients (4.3%) and lowest in breast cancer patients (2.4%). Cases of confirmed ONJ were statistically significantly higher in patients with multiple myeloma (p=0.03) than other cancers combined.

Clinical trial results in the treatment of TIH

Clinical studies in tumour-induced hypercalcaemia (TIH) demonstrated that the effect of zoledronic acid is characterised by decreases in serum calcium and urinary calcium excretion. In Phase I dose finding studies in patients with mild to moderate tumour-induced hypercalcaemia (TIH), effective doses tested were in the range of approximately 1.2–2.5 mg.

To assess the effects of 4 mg zoledronic acid versus pamidronate 90 mg, the results of two pivotal multicentre studies in patients with TIH were combined in a pre-planned analysis. There was faster normalisation of corrected serum calcium at day 4 for 8 mg zoledronic acid and at day 7 for 4 mg and 8 mg zoledronic acid. The following response rates were observed:

Table 5 Proportion of complete responders by day in the combined TIH studies

	Day 4	Day 7	Day 10
Zoledronic acid 4 mg (N=86)	45.3% (p=0.104)	82.6% (p=0.005)*	88.4% (p=0.002)*
Zoledronic acid 8 mg (N=90)	55.6% (p=0.021)*	83.3% (p=0.010)*	86.7% (p=0.015)*
Pamidronate 90 mg (N=99)	33.3%	63.6%	69.7%
*p-values compared to pamidronate.			

Median time to normocalcaemia was 4 days. Median time to relapse (re-increase of albumin-corrected serum calcium ≥ 2.9 mmol/l) was 30 to 40 days for patients treated with zoledronic acid versus 17 days for those treated with pamidronate 90 mg (p-values: 0.001 for 4 mg and 0.007 for 8 mg zoledronic acid). There were no statistically significant differences between the two zoledronic acid doses.

In clinical trials 69 patients who relapsed or were refractory to initial treatment (zoledronic acid 4 mg, 8 mg or pamidronate 90 mg) were retreated with 8 mg zoledronic acid. The response rate in these patients was about 52%. Since those patients were retreated with the 8 mg dose only, there are no data available allowing comparison with the 4 mg zoledronic acid dose.

In clinical trials performed in patients with tumour-induced hypercalcaemia (TIH), the overall safety profile amongst all three treatment groups (zoledronic acid 4 and 8 mg and pamidronate 90 mg) was similar in types and severity.

Paediatric population

Clinical trial results in the treatment of severe osteogenesis imperfecta in paediatric patients aged 1 to 17 years

The effects of intravenous zoledronic acid in the treatment of paediatric patients (age 1 to 17 years) with severe osteogenesis imperfecta (types I, III and IV) were compared to intravenous pamidronate in one international, multicentre, randomised, open-label study with 74 and 76 patients in each treatment group, respectively. The study treatment period was 12 months preceded by a 4- to 9-week screening period during which vitamin D and elemental calcium supplements were taken for at least 2 weeks. In the clinical programme patients aged 1 to < 3 years received 0.025 mg/kg zoledronic acid (up to a maximum single dose of 0.35 mg) every 3 months and patients aged 3 to 17 years received 0.05 mg/kg zoledronic acid (up to a maximum single dose of 0.83 mg) every 3 months. An extension study was conducted in order to examine the long-term general and renal safety of once yearly or twice yearly zoledronic acid over the 12-month extension treatment period in children who had completed one year of treatment with either zoledronic acid or pamidronate in the core study.

The primary endpoint of the study was the percent change from baseline in lumbar spine bone mineral density (BMD) after 12 months of treatment. Estimated treatment effects on BMD were similar, but the trial design was not sufficiently robust to establish non-inferior efficacy for zoledronic acid. In particular there was no clear evidence of efficacy on incidence of fracture or on pain. Fracture adverse events of long bones in the lower extremities were reported in approximately 24% (femur) and 14% (tibia) of zoledronic acid-treated patients vs 12% and 5% of pamidronate-treated patients with severe osteogenesis imperfecta, regardless of disease type and causality but overall incidence of fractures was comparable for the zoledronic acid and pamidronate-treated patients: 43% (32/74) vs 41% (31/76). Interpretation of the risk of fracture is confounded by the fact that fractures are common events in patients with severe osteogenesis imperfecta as part of the disease process.

The type of adverse reactions observed in this population were similar to those previously seen in adults with advanced malignancies involving the bone (see section 4.8). The adverse reactions ranked under headings of frequency, are presented in Table 6. The following conventional classification is used: very common ($\geq 1/10$), common ($\geq 1/100$ to $< 1/10$), uncommon ($\geq 1/1,000$ to $< 1/100$), rare ($\geq 1/10,000$ to $< 1/1,000$), very rare ($< 1/10,000$), not known (cannot be estimated from the available data).

Table 6 Adverse reactions observed in paediatric patients with severe osteogenesis imperfecta¹

<i>Nervous system disorders</i>	
Common:	Headache
<i>Cardiac disorders</i>	
Common:	Tachycardia
<i>Respiratory, thoracic and mediastinal disorders</i>	
Common:	Nasopharyngitis
<i>Gastrointestinal disorders</i>	
Very common:	Vomiting, nausea
Common:	Abdominal pain
<i>Musculoskeletal and connective tissue disorders</i>	
Common:	Pain in extremities, arthralgia, musculoskeletal pain
<i>General disorders and administration site conditions</i>	
Very common:	Pyrexia, fatigue
Common:	Acute phase reaction, pain
<i>Investigations</i>	
Very common:	Hypocalcaemia
Common:	Hypophosphataemia

¹ Adverse events occurring with frequencies $< 5\%$ were medically assessed and it was shown that these cases are consistent with the well established safety profile of Zometa (see section 4.8)

In paediatric patients with severe osteogenesis imperfecta, zoledronic acid seems to be associated with more pronounced risks for acute phase reaction, hypocalcaemia and unexplained tachycardia, in comparison to pamidronate, but this difference declined after subsequent infusions.

The European Medicines Agency has waived the obligation to submit the results of studies with zoledronic acid in all subsets of the paediatric population in the treatment of tumour-induced hypercalcaemia and prevention of skeletal-related events in patients with advanced malignancies involving bone (see section 4.2 for information on paediatric use).

5.2 Pharmacokinetic properties

Single and multiple 5- and 15-minute infusions of 2, 4, 8 and 16 mg zoledronic acid in 64 patients with bone metastases yielded the following pharmacokinetic data, which were found to be dose independent.

After initiating the infusion of zoledronic acid, the plasma concentrations of zoledronic acid rapidly increased, achieving their peak at the end of the infusion period, followed by a rapid decline to < 10% of peak after 4 hours and < 1% of peak after 24 hours, with a subsequent prolonged period of very low concentrations not exceeding 0.1% of peak prior to the second infusion of zoledronic acid on day 28.

Intravenously administered zoledronic acid is eliminated by a triphasic process: rapid biphasic disappearance from the systemic circulation, with half-lives of $t_{1/2\alpha}$ 0.24 and $t_{1/2\beta}$ 1.87 hours, followed by a long elimination phase with a terminal elimination half-life of $t_{1/2\gamma}$ 146 hours. There was no accumulation of zoledronic acid in plasma after multiple doses given every 28 days. Zoledronic acid is not metabolised and is excreted unchanged via the kidney. Over the first 24 hours, $39 \pm 16\%$ of the administered dose is recovered in the urine, while the remainder is principally bound to bone tissue. From the bone tissue it is released very slowly back into the systemic circulation and eliminated via the kidney. The total body clearance is 5.04 ± 2.5 l/h, independent of dose, and unaffected by gender, age, race, and body weight. Increasing the infusion time from 5 to 15 minutes caused a 30% decrease in zoledronic acid concentration at the end of the infusion, but had no effect on the area under the plasma concentration versus time curve.

The interpatient variability in pharmacokinetic parameters for zoledronic acid was high, as seen with other bisphosphonates.

No pharmacokinetic data for zoledronic acid are available in patients with hypercalcaemia or in patients with hepatic insufficiency. Zoledronic acid does not inhibit human P450 enzymes *in vitro*, shows no biotransformation and in animal studies < 3% of the administered dose was recovered in the faeces, suggesting no relevant role of liver function in the pharmacokinetics of zoledronic acid.

The renal clearance of zoledronic acid was correlated with creatinine clearance, renal clearance representing $75 \pm 33\%$ of the creatinine clearance, which showed a mean of 84 ± 29 ml/min (range 22 to 143 ml/min) in the 64 cancer patients studied. Population analysis showed that for a patient with creatinine clearance of 20 ml/min (severe renal impairment), or 50 ml/min (moderate impairment), the corresponding predicted clearance of zoledronic acid would be 37% or 72%, respectively, of that of a patient showing creatinine clearance of 84 ml/min. Only limited pharmacokinetic data are available in patients with severe renal insufficiency (creatinine clearance < 30 ml/min).

In an *in vitro* study, zoledronic acid showed low affinity for the cellular components of human blood, with a mean blood to plasma concentration ratio of 0.59 in a concentration range of 30 ng/ml to 5000 ng/ml. The plasma protein binding is low, with the unbound fraction ranging from 60% at 2 ng/ml to 77% at 2000 ng/ml of zoledronic acid.

Special populations

Paediatric patients

Limited pharmacokinetic data in children with severe osteogenesis imperfecta suggest that zoledronic acid pharmacokinetics in children aged 3 to 17 years are similar to those in adults at a similar mg/kg dose level. Age, body weight, gender and creatinine clearance appear to have no effect on zoledronic acid systemic exposure.

5.3 Preclinical safety data

Acute toxicity

The highest non-lethal single intravenous dose was 10 mg/kg bodyweight in mice and 0.6 mg/kg in rats.

Subchronic and chronic toxicity

Zoledronic acid was well tolerated when administered subcutaneously to rats and intravenously to dogs at doses up to 0.02 mg/kg daily for 4 weeks. Administration of 0.001 mg/kg/day subcutaneously in rats and 0.005 mg/kg intravenously once every 2–3 days in dogs for up to 52 weeks was also well tolerated.

The most frequent finding in repeat-dose studies consisted of increased primary spongiosa in the metaphyses of long bones in growing animals at nearly all doses, a finding that reflected the compound's pharmacological antiresorptive activity.

The safety margins relative to renal effects were narrow in the long-term repeat-dose parenteral animal studies but the cumulative no adverse event levels (NOAELs) in the single dose (1.6 mg/kg) and multiple dose studies of up to one month (0.06–0.6 mg/kg/day) did not indicate renal effects at doses equivalent to or exceeding the highest intended human therapeutic dose. Longer-term repeat administration at doses bracketing the highest intended human therapeutic dose of zoledronic acid produced toxicological effects in other organs, including the gastrointestinal tract, liver, spleen and lungs, and at intravenous injection sites.

Reproduction toxicity

Zoledronic acid was teratogenic in the rat at subcutaneous doses ≥ 0.2 mg/kg. Although no teratogenicity or foetotoxicity was observed in the rabbit, maternal toxicity was found. Dystocia was observed at the lowest dose (0.01 mg/kg bodyweight) tested in the rat.

Mutagenicity and carcinogenic potential

Zoledronic acid was not mutagenic in the mutagenicity tests performed and carcinogenicity testing did not provide any evidence of carcinogenic potential.

6. PHARMACEUTICAL PARTICULARS

6.1 List of excipients

Mannitol
Sodium citrate
Water for injections

6.2 Incompatibilities

To avoid potential incompatibilities, Zometa concentrate is to be diluted with 0.9% w/v sodium chloride solution or 5% w/v glucose solution.

This medicinal product must not be mixed with calcium or other divalent cation-containing infusion solutions such as lactated Ringer's solution, and should be administered as a single intravenous solution in a separate infusion line.

6.3 Shelf life

3 years.

After dilution: From a microbiological point of view, the diluted solution for infusion should be used immediately. If not used immediately, in-use storage times and conditions prior to use are the responsibility of the user and would normally not be longer than 24 hours at 2°C – 8°C. The refrigerated solution should then be equilibrated to room temperature prior to administration.

6.4 Special precautions for storage

This medicinal product does not require any special storage conditions.
For storage conditions of the reconstituted solution for infusion, see section 6.3.

6.5 Nature and contents of container

Vial: 5-ml plastic vial made of clear, colourless cycloolefine copolymer with fluoropolymer-coated bromobutyl rubber stopper and aluminium cap with plastic flip-off component.

Unit packs containing 1 or 4 vials.

Multi-packs containing 10 (10 packs of 1) vials.

Not all pack sizes may be marketed.

6.6 Special precautions for disposal and other handling

Prior to administration, 5.0 ml concentrate from one vial or the volume of the concentrate withdrawn as required must be further diluted with 100 ml of calcium-free infusion solution (0.9% w/v sodium chloride solution or 5% w/v glucose solution).

Additional information on handling of Zometa, including guidance on preparation of reduced doses, is provided in section 4.2.

Aseptic techniques must be followed during the preparation of the infusion. For single use only.

Only clear solution free from particles and discolouration should be used.

Healthcare professionals are advised not to dispose of unused Zometa via the domestic sewage system.

Any unused medicinal product or waste material should be disposed of in accordance with local requirements.

7. MARKETING AUTHORISATION HOLDER

Novartis Europharm Limited
Vista Building
Elm Park, Merrion Road
Dublin 4
Ireland

8. MARKETING AUTHORISATION NUMBERS

EU/1/01/176/004-006

9. DATE OF FIRST AUTHORISATION/RENEWAL OF THE AUTHORISATION

Date of first authorisation: 24.03.2003
Date of latest renewal: 20.03.2006

10. DATE OF REVISION OF THE TEXT

Detailed information on this medicinal product is available on the website of the European Medicines Agency <http://www.ema.europa.eu>

1. NAME OF THE MEDICINAL PRODUCT

Zometa 4 mg/100 ml solution for infusion

2. QUALITATIVE AND QUANTITATIVE COMPOSITION

One bottle contains 4 mg zoledronic acid, corresponding to 4.264 mg zoledronic acid monohydrate.

For the full list of excipients, see section 6.1.

3. PHARMACEUTICAL FORM

Solution for infusion

Clear and colourless solution

4. CLINICAL PARTICULARS

4.1 Therapeutic indications

- Prevention of skeletal related events (pathological fractures, spinal compression, radiation or surgery to bone, or tumour-induced hypercalcaemia) in adult patients with advanced malignancies involving bone.
- Treatment of adult patients with tumour-induced hypercalcaemia (TIH).

4.2 Posology and method of administration

Zometa must only be prescribed and administered to patients by healthcare professionals experienced in the administration of intravenous bisphosphonates. Patients treated with Zometa should be given the package leaflet and the patient reminder card.

Posology

Prevention of skeletal related events in patients with advanced malignancies involving bone

Adults and older people

The recommended dose in the prevention of skeletal related events in patients with advanced malignancies involving bone is 4 mg zoledronic acid every 3 to 4 weeks.

Patients should also be administered an oral calcium supplement of 500 mg and 400 IU vitamin D daily.

The decision to treat patients with bone metastases for the prevention of skeletal related events should consider that the onset of treatment effect is 2-3 months.

Treatment of TIH

Adults and older people

The recommended dose in hypercalcaemia (albumin-corrected serum calcium \geq 12.0 mg/dl or 3.0 mmol/l) is a single dose of 4 mg zoledronic acid.

Renal impairment

TIH:

Zometa treatment in TIH patients who also have severe renal impairment should be considered only after evaluating the risks and benefits of treatment. In the clinical studies, patients with serum creatinine > 400 µmol/l or > 4.5 mg/dl were excluded. No dose adjustment is necessary in TIH patients with serum creatinine < 400 µmol/l or < 4.5 mg/dl (see section 4.4).

Prevention of skeletal related events in patients with advanced malignancies involving bone:

When initiating treatment with Zometa in patients with multiple myeloma or metastatic bone lesions from solid tumours, serum creatinine and creatinine clearance (CLcr) should be determined. CLcr is calculated from serum creatinine using the Cockcroft-Gault formula. Zometa is not recommended for patients presenting with severe renal impairment prior to initiation of therapy, which is defined for this population as CLcr < 30 ml/min. In clinical trials with Zometa, patients with serum creatinine > 265 µmol/l or > 3.0 mg/dl were excluded.

For patients with normal renal function (defined as CLcr > 60 ml/min), zoledronic acid 4 mg/100 ml solution for infusion may be administered directly without any further preparation. In patients with bone metastases presenting with mild to moderate renal impairment prior to initiation of therapy, which is defined for this population as CLcr 30–60 ml/min, reduced Zometa doses are recommended (see also section 4.4).

Baseline creatinine clearance (ml/min)	Zometa recommended dose*
> 60	4.0 mg zoledronic acid
50–60	3.5 mg* zoledronic acid
40–49	3.3 mg* zoledronic acid
30–39	3.0 mg* zoledronic acid

* Doses have been calculated assuming target AUC of 0.66 (mg•hr/l) (CLcr = 75 ml/min). The reduced doses for patients with renal impairment are expected to achieve the same AUC as that seen in patients with creatinine clearance of 75 ml/min.

Following initiation of therapy, serum creatinine should be measured prior to each dose of Zometa and treatment should be withheld if renal function has deteriorated. In the clinical trials, renal deterioration was defined as follows:

- For patients with normal baseline serum creatinine (< 1.4 mg/dl or < 124 µmol/l), an increase of 0.5 mg/dl or 44 µmol/l;
- For patients with abnormal baseline creatinine (> 1.4 mg/dl or > 124 µmol/l), an increase of 1.0 mg/dl or 88 µmol/l.

In the clinical studies, Zometa treatment was resumed only when the creatinine level returned to within 10% of the baseline value (see section 4.4). Zometa treatment should be resumed at the same dose as that given prior to treatment interruption.

Paediatric population

The safety and efficacy of zoledronic acid in children aged 1 year to 17 years have not been established. Currently available data are described in section 5.1 but no recommendation on a posology can be made.

Method of administration

Intravenous use.

Zometa 4 mg/100 ml solution for infusion should be given as a single intravenous infusion in no less than 15 minutes.

In patients with normal renal function, defined as CLcr > 60 ml/min, zoledronic acid 4 mg/100 ml solution for infusion must not be further diluted.

In patients with mild to moderate renal impairment, reduced Zometa doses are recommended (see section “Posology” above and section 4.4).

To prepare reduced doses for patients with baseline CL_{cr} ≤ 60 ml/min, refer to Table 1 below. Remove the volume of Zometa solution indicated from the bottle and replace with an equal volume of sterile sodium chloride 9 mg/ml (0,9%) solution for injection, or 5% glucose solution for injection.

Table 1 Preparation of reduced doses of Zometa 4 mg/100 ml solution for infusion

Baseline creatinine clearance (ml/min)	Remove the following amount of Zometa solution for infusion (ml)	Replace with the following volume of sterile sodium chloride 9 mg/ml (0,9%), or 5% glucose solution for injection (ml)	Adjusted dose (mg zoledronic acid in 100 ml)
50-60	12.0	12.0	3.5
40-49	18.0	18.0	3.3
30-39	25.0	25.0	3.0

Zometa 4 mg/100 ml solution for infusion must not be mixed with other infusion solutions and should be administered as a single intravenous solution in a separate infusion line.

Patients must be maintained well hydrated prior to and following administration of Zometa.

4.3 Contraindications

- Hypersensitivity to the active substance, to other bisphosphonates or to any of the excipients listed in section 6.1.
- Breast-feeding (see section 4.6).

4.4 Special warnings and precautions for use

General

Patients must be assessed prior to administration of Zometa to ensure that they are adequately hydrated.

Overhydration should be avoided in patients at risk of cardiac failure.

Standard hypercalcaemia-related metabolic parameters, such as serum levels of calcium, phosphate and magnesium, should be carefully monitored after initiating Zometa therapy. If hypocalcaemia, hypophosphataemia, or hypomagnesaemia occurs, short-term supplemental therapy may be necessary. Untreated hypercalcaemia patients generally have some degree of renal function impairment, therefore careful renal function monitoring should be considered.

Zometa contains the same active substance as found in Aclasta (zoledronic acid). Patients being treated with Zometa should not be treated with Aclasta or any other bisphosphonate concomitantly, since the combined effects of these agents are unknown.

Renal insufficiency

Patients with TIH and evidence of deterioration in renal function should be appropriately evaluated with consideration given as to whether the potential benefit of treatment with Zometa outweighs the possible risk.

The decision to treat patients with bone metastases for the prevention of skeletal related events should consider that the onset of treatment effect is 2–3 months.

Zometa has been associated with reports of renal dysfunction. Factors that may increase the potential for deterioration in renal function include dehydration, pre-existing renal impairment, multiple cycles of Zometa and other bisphosphonates as well as use of other nephrotoxic medicinal products. While the risk is reduced with a dose of 4 mg zoledronic acid administered over 15 minutes, deterioration in renal function may still occur. Renal deterioration, progression to renal failure and dialysis have been reported in patients after the initial dose or a single dose of 4 mg zoledronic acid. Increases in serum creatinine also occur in some patients with chronic administration of Zometa at recommended doses for prevention of skeletal related events, although less frequently.

Patients should have their serum creatinine levels assessed prior to each dose of Zometa. Upon initiation of treatment in patients with bone metastases with mild to moderate renal impairment, lower doses of zoledronic acid are recommended. In patients who show evidence of renal deterioration during treatment, Zometa should be withheld. Zometa should only be resumed when serum creatinine returns to within 10% of baseline. Zometa treatment should be resumed at the same dose as that given prior to treatment interruption.

In view of the potential impact of zoledronic acid on renal function, the lack of clinical safety data in patients with severe renal impairment (in clinical trials defined as serum creatinine $\geq 400 \mu\text{mol/l}$ or $\geq 4.5 \text{ mg/dl}$ for patients with TIH and $\geq 265 \mu\text{mol/l}$ or $\geq 3.0 \text{ mg/dl}$ for patients with cancer and bone metastases, respectively) at baseline and only limited pharmacokinetic data in patients with severe renal impairment at baseline (creatinine clearance $< 30 \text{ ml/min}$), the use of Zometa is not recommended in patients with severe renal impairment.

Hepatic insufficiency

As only limited clinical data are available in patients with severe hepatic insufficiency, no specific recommendations can be given for this patient population.

Osteonecrosis

Osteonecrosis of the jaw

Osteonecrosis of the jaw (ONJ) has been reported uncommonly in clinical trials in patients receiving Zometa. Post-marketing experience and the literature suggest a greater frequency of reports of ONJ based on tumour type (advanced breast cancer, multiple myeloma). A study showed that ONJ was higher in myeloma patients when compared to other cancers (see section 5.1).

The start of treatment or of a new course of treatment should be delayed in patients with unhealed open soft tissue lesions in the mouth, except in medical emergency situations. A dental examination with appropriate preventive dentistry and an individual benefit-risk assessment is recommended prior to treatment with bisphosphonates in patients with concomitant risk factors.

The following risk factors should be considered when evaluating an individual's risk of developing ONJ:

- Potency of the bisphosphonate (higher risk for highly potent compounds), route of administration (higher risk for parenteral administration) and cumulative dose of bisphosphonate.
- Cancer, co-morbid conditions (e.g. anaemia, coagulopathies, infection), smoking.
- Concomitant therapies: chemotherapy, angiogenesis inhibitors (see section 4.5), radiotherapy to neck and head, corticosteroids.
- History of dental disease, poor oral hygiene, periodontal disease, invasive dental procedures (e.g. tooth extractions) and poorly fitting dentures.

All patients should be encouraged to maintain good oral hygiene, undergo routine dental check-ups, and immediately report any oral symptoms such as dental mobility, pain or swelling, or non-healing of sores or discharge during treatment with Zometa. While on treatment, invasive dental procedures should be performed only after careful consideration and be avoided in close proximity to zoledronic acid administration. For patients who develop osteonecrosis of the jaw while on bisphosphonate therapy, dental surgery may exacerbate the condition. For patients requiring dental procedures, there are no data available to suggest whether discontinuation of bisphosphonate treatment reduces the risk of osteonecrosis of the jaw.

The management plan for patients who develop ONJ should be set up in close collaboration between the treating physician and a dentist or oral surgeon with expertise in ONJ. Temporary interruption of zoledronic acid treatment should be considered until the condition resolves and contributing risk factors are mitigated where possible.

Osteonecrosis of other anatomical sites

Osteonecrosis of the external auditory canal has been reported with bisphosphonates, mainly in association with long-term therapy. Possible risk factors for osteonecrosis of the external auditory canal include steroid use and chemotherapy and/or local risk factors such as infection or trauma. The possibility of osteonecrosis of the external auditory canal should be considered in patients receiving bisphosphonates who present with ear symptoms including chronic ear infections.

Additionally, there have been sporadic reports of osteonecrosis of other sites, including the hip and femur, reported predominantly in adult cancer patients treated with Zometa.

Musculoskeletal pain

In post-marketing experience, severe and occasionally incapacitating bone, joint, and/or muscle pain have been reported in patients taking Zometa. However, such reports have been infrequent. The time to onset of symptoms varied from one day to several months after starting treatment. Most patients had relief of symptoms after stopping treatment. A subset had recurrence of symptoms when rechallenged with Zometa or another bisphosphonate.

Atypical fractures of the femur

Atypical subtrochanteric and diaphyseal femoral fractures have been reported with bisphosphonate therapy, primarily in patients receiving long-term treatment for osteoporosis. These transverse or short oblique fractures can occur anywhere along the femur from just below the lesser trochanter to just above the supracondylar flare. These fractures occur after minimal or no trauma and some patients experience thigh or groin pain, often associated with imaging features of stress fractures, weeks to months before presenting with a completed femoral fracture. Fractures are often bilateral; therefore the contralateral femur should be examined in bisphosphonate-treated patients who have sustained a femoral shaft fracture. Poor healing of these fractures has also been reported. Discontinuation of bisphosphonate therapy in patients suspected to have an atypical femur fracture should be considered pending evaluation of the patient, based on an individual benefit risk assessment.

During bisphosphonate treatment patients should be advised to report any thigh, hip or groin pain and any patient presenting with such symptoms should be evaluated for an incomplete femur fracture.

Hypocalcaemia

Hypocalcaemia has been reported in patients treated with Zometa. Cardiac arrhythmias and neurologic adverse events (including convulsions, hypoaesthesia and tetany) have been reported secondary to cases of severe hypocalcaemia. Cases of severe hypocalcaemia requiring hospitalisation have been reported. In some instances, the hypocalcaemia may be life-threatening (see section 4.8). Caution is advised when Zometa is administered with medicinal products known to cause hypocalcaemia, as they may have a synergistic effect resulting in severe hypocalcaemia (see section 4.5). Serum calcium should be measured and hypocalcaemia must be corrected before initiating Zometa therapy. Patients should be adequately supplemented with calcium and vitamin D.

4.5 Interaction with other medicinal products and other forms of interaction

In clinical studies, Zometa has been administered concomitantly with commonly used anticancer agents, diuretics, antibiotics and analgesics without clinically apparent interactions occurring. Zoledronic acid shows no appreciable binding to plasma proteins and does not inhibit human P450 enzymes *in vitro* (see section 5.2), but no formal clinical interaction studies have been performed.

Caution is advised when bisphosphonates are administered with aminoglycosides, calcitonin or loop diuretics, since these agents may have an additive effect, resulting in a lower serum calcium level for longer periods than required (see section 4.4).

Caution is indicated when Zometa is used with other potentially nephrotoxic medicinal products. Attention should also be paid to the possibility of hypomagnesaemia developing during treatment.

In multiple myeloma patients, the risk of renal dysfunction may be increased when Zometa is used in combination with thalidomide.

Caution is advised when Zometa is administered with anti-angiogenic medicinal products, as an increase in the incidence of ONJ has been observed in patients treated concomitantly with these medicinal products.

4.6 Fertility, pregnancy and lactation

Pregnancy

There are no adequate data on the use of zoledronic acid in pregnant women. Animal reproduction studies with zoledronic acid have shown reproductive toxicity (see section 5.3). The potential risk for humans is unknown. Zometa should not be used during pregnancy. Women of child-bearing potential should be advised to avoid becoming pregnant.

Breast-feeding

It is not known whether zoledronic acid is excreted into human milk. Zometa is contraindicated in breast-feeding women (see section 4.3).

Fertility

Zoledronic acid was evaluated in rats for potential adverse effects on fertility of the parental and F1 generation. This resulted in exaggerated pharmacological effects considered to be related to the compound's inhibition of skeletal calcium metabolism, resulting in periparturient hypocalcaemia, a bisphosphonate class effect, dystocia and early termination of the study. Thus these results precluded determining a definitive effect of zoledronic acid on fertility in humans.

4.7 Effects on ability to drive and use machines

Adverse reactions, such as dizziness and somnolence, may have influence on the ability to drive or use machines, therefore caution should be exercised with the use of Zometa along with driving and operating of machinery.

4.8 Undesirable effects

Summary of the safety profile

Within three days after Zometa administration, an acute phase reaction has commonly been reported, with symptoms including bone pain, fever, fatigue, arthralgia, myalgia, rigors and arthritis with subsequent joint swelling; these symptoms usually resolve within a few days (see description of selected adverse reactions).

The following are the important identified risks with Zometa in the approved indications: Renal function impairment, osteonecrosis of the jaw, acute phase reaction, hypocalcaemia, atrial fibrillation, anaphylaxis, interstitial lung disease. The frequencies for each of these identified risks are shown in Table 2.

Tabulated list of adverse reactions

The following adverse reactions, listed in Table 2, have been accumulated from clinical studies and post-marketing reports following predominantly chronic treatment with 4 mg zoledronic acid:

Table 2

Adverse reactions are ranked under headings of frequency, the most frequent first, using the following convention: Very common ($\geq 1/10$), common ($\geq 1/100$ to $< 1/10$), uncommon ($\geq 1/1,000$ to $< 1/100$), rare ($\geq 1/10,000$ to $< 1/1,000$), very rare ($< 1/10,000$), not known (cannot be estimated from the available data).

<i>Blood and lymphatic system disorders</i>	
Common:	Anaemia
Uncommon:	Thrombocytopenia, leukopenia
Rare:	Pancytopenia
<i>Immune system disorders</i>	
Uncommon:	Hypersensitivity reaction
Rare:	Angioneurotic oedema
<i>Psychiatric disorders</i>	
Uncommon:	Anxiety, sleep disturbance
Rare:	Confusion
<i>Nervous system disorders</i>	
Common:	Headache
Uncommon:	Dizziness, paraesthesia, dysgeusia, hypoaesthesia, hyperaesthesia, tremor, somnolence
Very rare:	Convulsions, hypoaesthesia and tetany (secondary to hypocalcaemia)
<i>Eye disorders</i>	
Common:	Conjunctivitis
Uncommon:	Blurred vision, scleritis and orbital inflammation
Rare:	Uveitis
Very rare:	Episcleritis

<i>Cardiac disorders</i>	
Uncommon:	Hypertension, hypotension, atrial fibrillation, hypotension leading to syncope or circulatory collapse
Rare:	Bradycardia, cardiac arrhythmia (secondary to hypocalcaemia)
<i>Respiratory, thoracic and mediastinal disorders</i>	
Uncommon:	Dyspnoea, cough, bronchoconstriction
Rare:	Interstitial lung disease
<i>Gastrointestinal disorders</i>	
Common:	Nausea, vomiting, decreased appetite
Uncommon:	Diarrhoea, constipation, abdominal pain, dyspepsia, stomatitis, dry mouth
<i>Skin and subcutaneous tissue disorders</i>	
Uncommon:	Pruritus, rash (including erythematous and macular rash), increased sweating
<i>Musculoskeletal and connective tissue disorders</i>	
Common:	Bone pain, myalgia, arthralgia, generalised pain
Uncommon:	Muscle spasms, osteonecrosis of the jaw
Very rare:	Osteonecrosis of the external auditory canal (bisphosphonate class adverse reaction) and other anatomical sites including femur and hip
<i>Renal and urinary disorders</i>	
Common:	Renal impairment
Uncommon:	Acute renal failure, haematuria, proteinuria
Rare:	Acquired Fanconi syndrome
<i>General disorders and administration site conditions</i>	
Common:	Fever, flu-like syndrome (including fatigue, rigors, malaise and flushing)
Uncommon:	Asthenia, peripheral oedema, injection site reactions (including pain, irritation, swelling, induration), chest pain, weight increase, anaphylactic reaction/shock, urticaria
Rare:	Arthritis and joint swelling as a symptom of acute phase reaction
<i>Investigations</i>	
Very common:	Hypophosphataemia
Common:	Blood creatinine and blood urea increased, hypocalcaemia
Uncommon:	Hypomagnesaemia, hypokalaemia
Rare:	Hyperkalaemia, hypernatraemia

Description of selected adverse reactions

Renal function impairment

Zometa has been associated with reports of renal dysfunction. In a pooled analysis of safety data from Zometa registration trials for the prevention of skeletal-related events in patients with advanced malignancies involving bone, the frequency of renal impairment adverse events suspected to be related to Zometa (adverse reactions) was as follows: multiple myeloma (3.2%), prostate cancer (3.1%), breast cancer (4.3%), lung and other solid tumours (3.2%). Factors that may increase the potential for deterioration in renal function include dehydration, pre-existing renal impairment, multiple cycles of Zometa or other bisphosphonates, as well as concomitant use of nephrotoxic medicinal products or using a shorter infusion time than currently recommended. Renal deterioration, progression to renal failure and dialysis have been reported in patients after the initial dose or a single dose of 4 mg zoledronic acid (see section 4.4).

Osteonecrosis of the jaw

Cases of osteonecrosis of the jaw have been reported, predominantly in cancer patients treated with medicinal products that inhibit bone resorption, such as Zometa (see section 4.4). Many of these patients were also receiving chemotherapy and corticosteroids and had signs of local infection including osteomyelitis. The majority of the reports refer to cancer patients following tooth extractions or other dental surgeries.

Atrial fibrillation

In one 3-year, randomised, double-blind controlled trial that evaluated the efficacy and safety of zoledronic acid 5 mg once yearly vs. placebo in the treatment of postmenopausal osteoporosis (PMO), the overall incidence of atrial fibrillation was 2.5% (96 out of 3,862) and 1.9% (75 out of 3,852) in patients receiving zoledronic acid 5 mg and placebo, respectively. The rate of atrial fibrillation serious adverse events was 1.3% (51 out of 3,862) and 0.6% (22 out of 3,852) in patients receiving zoledronic acid 5 mg and placebo, respectively. The imbalance observed in this trial has not been observed in other trials with zoledronic acid, including those with Zometa (zoledronic acid) 4 mg every 3-4 weeks in oncology patients. The mechanism behind the increased incidence of atrial fibrillation in this single clinical trial is unknown.

Acute phase reaction

This adverse drug reaction consists of a constellation of symptoms that includes fever, myalgia, headache, extremity pain, nausea, vomiting, diarrhoea arthralgia and arthritis with subsequent joint swelling. The onset time is ≤ 3 days post-Zometa infusion, and the reaction is also referred to using the terms “flu-like” or “post-dose” symptoms.

Atypical fractures of the femur

During post-marketing experience the following reactions have been reported (frequency rare): Atypical subtrochanteric and diaphyseal femoral fractures (bisphosphonate class adverse reaction).

Hypocalcaemia-related ADRs

Hypocalcaemia is an important identified risk with Zometa in the approved indications. Based on the review of both clinical trial and post-marketing cases, there is sufficient evidence to support an association between Zometa therapy, the reported event of hypocalcaemia, and the secondary development of cardiac arrhythmia. Furthermore, there is evidence of an association between hypocalcaemia and secondary neurological events reported in these cases including; convulsions, hypoaesthesia and tetany (see section 4.4).

Reporting of suspected adverse reactions

Reporting suspected adverse reactions after authorisation of the medicinal product is important. It allows continued monitoring of the benefit/risk balance of the medicinal product. Healthcare professionals are asked to report any suspected adverse reactions via the national reporting system listed in [Appendix V](#).

4.9 Overdose

Clinical experience with acute overdose of Zometa is limited. The administration of doses up to 48 mg of zoledronic acid in error has been reported. Patients who have received doses higher than those recommended (see section 4.2) should be carefully monitored, since renal function impairment (including renal failure) and serum electrolyte (including calcium, phosphorus and magnesium) abnormalities have been observed. In the event of hypocalcaemia, calcium gluconate infusions should be administered as clinically indicated.

5. PHARMACOLOGICAL PROPERTIES

5.1 Pharmacodynamic properties

Pharmacotherapeutic group: Drugs for treatment of bone diseases, bisphosphonates, ATC code: M05BA08

Zoledronic acid belongs to the class of bisphosphonates and acts primarily on bone. It is an inhibitor of osteoclastic bone resorption.

The selective action of bisphosphonates on bone is based on their high affinity for mineralised bone, but the precise molecular mechanism leading to the inhibition of osteoclastic activity is still unclear. In long-term animal studies, zoledronic acid inhibits bone resorption without adversely affecting the formation, mineralisation or mechanical properties of bone.

In addition to being a potent inhibitor of bone resorption, zoledronic acid also possesses several anti-tumour properties that could contribute to its overall efficacy in the treatment of metastatic bone disease. The following properties have been demonstrated in preclinical studies:

- *In vivo*: Inhibition of osteoclastic bone resorption, which alters the bone marrow microenvironment, making it less conducive to tumour cell growth, anti-angiogenic activity and anti-pain activity.
- *In vitro*: Inhibition of osteoblast proliferation, direct cytostatic and pro-apoptotic activity on tumour cells, synergistic cytostatic effect with other anti-cancer drugs, anti-adhesion/invasion activity.

Clinical trial results in the prevention of skeletal related events in patients with advanced malignancies involving bone

The first randomised, double-blind, placebo-controlled study compared zoledronic acid 4 mg to placebo for the prevention of skeletal related events (SREs) in prostate cancer patients. Zoledronic acid 4 mg significantly reduced the proportion of patients experiencing at least one skeletal related event (SRE), delayed the median time to first SRE by > 5 months, and reduced the annual incidence of events per patient - skeletal morbidity rate. Multiple event analysis showed a 36% risk reduction in developing SREs in the zoledronic acid 4 mg group compared with placebo. Patients receiving zoledronic acid 4 mg reported less increase in pain than those receiving placebo, and the difference reached significance at months 3, 9, 21 and 24. Fewer zoledronic acid 4 mg patients suffered pathological fractures. The treatment effects were less pronounced in patients with blastic lesions. Efficacy results are provided in Table 3.

In a second study including solid tumours other than breast or prostate cancer, zoledronic acid 4 mg significantly reduced the proportion of patients with an SRE, delayed the median time to first SRE by > 2 months, and reduced the skeletal morbidity rate. Multiple event analysis showed 30.7% risk reduction in developing SREs in the zoledronic acid 4 mg group compared with placebo. Efficacy results are provided in Table 4.

Table 3 Efficacy results (prostate cancer patients receiving hormonal therapy)

	<u>Any SRE (+TIH)</u>		<u>Fractures*</u>		<u>Radiation therapy to bone</u>	
	zoledronic acid 4 mg	Placebo	zoledronic acid 4 mg	Placebo	zoledronic acid 4 mg	Placebo
N	214	208	214	208	214	208
Proportion of patients with SREs (%)	38	49	17	25	26	33
p-value	0.028		0.052		0.119	
Median time to SRE (days)	488	321	NR	NR	NR	640
p-value	0.009		0.020		0.055	
Skeletal morbidity rate	0.77	1.47	0.20	0.45	0.42	0.89
p-value	0.005		0.023		0.060	
Risk reduction of suffering from multiple events** (%)	36	-	NA	NA	NA	NA
p-value	0.002		NA		NA	

* Includes vertebral and non-vertebral fractures

** Accounts for all skeletal events, the total number as well as time to each event during the trial

NR Not Reached

NA Not Applicable

Table 4 Efficacy results (solid tumours other than breast or prostate cancer)

	<u>Any SRE (+TIH)</u>		<u>Fractures*</u>		<u>Radiation therapy to bone</u>	
	zoledronic acid 4 mg	Placebo	zoledronic acid 4 mg	Placebo	zoledronic acid 4 mg	Placebo
N	257	250	257	250	257	250
Proportion of patients with SREs (%)	39	48	16	22	29	34
p-value	0.039		0.064		0.173	
Median time to SRE (days)	236	155	NR	NR	424	307
p-value	0.009		0.020		0.079	
Skeletal morbidity rate	1.74	2.71	0.39	0.63	1.24	1.89
p-value	0.012		0.066		0.099	
Risk reduction of suffering from multiple events** (%)	30.7	-	NA	NA	NA	NA
p-value	0.003		NA		NA	

* Includes vertebral and non-vertebral fractures

** Accounts for all skeletal events, the total number as well as time to each event during the trial

NR Not Reached

NA Not Applicable

In a third phase III randomised, double-blind trial, zoledronic acid 4 mg or 90 mg pamidronate every 3 to 4 weeks were compared in patients with multiple myeloma or breast cancer with at least one bone lesion. The results demonstrated that zoledronic acid 4 mg showed comparable efficacy to 90 mg pamidronate in the prevention of SREs. The multiple event analysis revealed a significant risk reduction of 16% in patients treated with zoledronic acid 4 mg in comparison with patients receiving pamidronate. Efficacy results are provided in Table 5.

Table 5 Efficacy results (breast cancer and multiple myeloma patients)

	<u>Any SRE (+TIH)</u>		<u>Fractures*</u>		<u>Radiation therapy to bone</u>	
	zoledronic acid 4 mg	Pam 90 mg	zoledronic acid 4 mg	Pam 90 mg	zoledronic acid 4 mg	Pam 90 mg
N	561	555	561	555	561	555
Proportion of patients with SREs (%)	48	52	37	39	19	24
p-value	0.198		0.653		0.037	
Median time to SRE (days)	376	356	NR	714	NR	NR
p-value	0.151		0.672		0.026	
Skeletal morbidity rate	1.04	1.39	0.53	0.60	0.47	0.71
p-value	0.084		0.614		0.015	
Risk reduction of suffering from multiple events** (%)	16	-	NA	NA	NA	NA
p-value	0.030		NA		NA	

* Includes vertebral and non-vertebral fractures

** Accounts for all skeletal events, the total number as well as time to each event during the trial

NR Not Reached

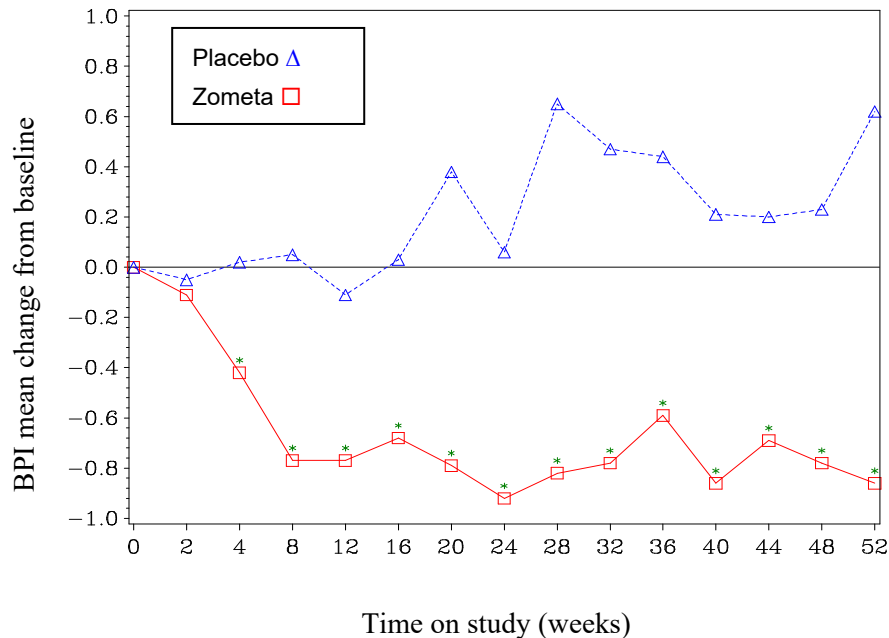
NA Not Applicable

Zoledronic acid 4 mg was also studied in a double-blind, randomised, placebo-controlled trial in 228 patients with documented bone metastases from breast cancer to evaluate the effect of 4 mg zoledronic acid on the skeletal related event (SRE) rate ratio, calculated as the total number of SRE events (excluding hypercalcaemia and adjusted for prior fracture), divided by the total risk period. Patients received either 4 mg zoledronic acid or placebo every four weeks for one year. Patients were evenly distributed between zoledronic acid-treated and placebo groups.

The SRE rate (events/person year) was 0.628 for zoledronic acid and 1.096 for placebo. The proportion of patients with at least one SRE (excluding hypercalcaemia) was 29.8% in the zoledronic acid-treated group versus 49.6% in the placebo group (p=0.003). Median time to onset of the first SRE was not reached in the zoledronic acid-treated arm at the end of the study and was significantly prolonged compared to placebo (p=0.007). Zoledronic acid 4 mg reduced the risk of SREs by 41% in a multiple event analysis (risk ratio=0.59, p=0.019) compared with placebo.

In the zoledronic acid-treated group, statistically significant improvement in pain scores (using the Brief Pain Inventory, BPI) was seen at 4 weeks and at every subsequent time point during the study, when compared to placebo (Figure 1). The pain score for zoledronic acid was consistently below baseline and pain reduction was accompanied by a trend in reduced analgesics score.

Figure 1 Mean changes from baseline in BPI scores. Statistically significant differences are marked (*p<0.05) for between treatment comparisons (4 mg zoledronic acid vs. placebo)



CZOL446EUS122/SWOG study

The primary objective of this observational study was to estimate the cumulative incidence of osteonecrosis of the jaw (ONJ) at 3 years in cancer patients with bone metastasis receiving zoledronic acid. The osteoclast inhibition therapy, other cancer therapy, and dental care was performed as clinically indicated in order to best represent academic and community-based care. A baseline dental examination was recommended but was not mandatory.

Among the 3491 evaluable patients, 87 cases of ONJ diagnosis were confirmed. The overall estimated cumulative incidence of confirmed ONJ at 3 years was 2.8% (95% CI: 2.3-3.5%). The rates were 0.8% at year 1 and 2.0% at year 2. Rates of 3-year confirmed ONJ were highest in myeloma patients (4.3%) and lowest in breast cancer patients (2.4%). Cases of confirmed ONJ were statistically significantly higher in patients with multiple myeloma ($p=0.03$) than other cancers combined.

Clinical trial results in the treatment of TIH

Clinical studies in tumour-induced hypercalcaemia (TIH) demonstrated that the effect of zoledronic acid is characterised by decreases in serum calcium and urinary calcium excretion. In Phase I dose finding studies in patients with mild to moderate tumour-induced hypercalcaemia (TIH), effective doses tested were in the range of approximately 1.2–2.5 mg.

To assess the effects of 4 mg zoledronic acid versus pamidronate 90 mg, the results of two pivotal multicentre studies in patients with TIH were combined in a pre-planned analysis. There was faster normalisation of corrected serum calcium at day 4 for 8 mg zoledronic acid and at day 7 for 4 mg and 8 mg zoledronic acid. The following response rates were observed:

Table 6 Proportion of complete responders by day in the combined TIH studies

	Day 4	Day 7	Day 10
Zoledronic acid 4 mg (N=86)	45.3% (p=0.104)	82.6% (p=0.005)*	88.4% (p=0.002)*
Zoledronic acid 8 mg (N=90)	55.6% (p=0.021)*	83.3% (p=0.010)*	86.7% (p=0.015)*
Pamidronate 90 mg (N=99)	33.3%	63.6%	69.7%
*p-values compared to pamidronate.			

Median time to normocalcaemia was 4 days. Median time to relapse (re-increase of albumin-corrected serum calcium ≥ 2.9 mmol/l) was 30 to 40 days for patients treated with zoledronic acid versus 17 days for those treated with pamidronate 90 mg (p-values: 0.001 for 4 mg and 0.007 for 8 mg zoledronic acid). There were no statistically significant differences between the two zoledronic acid doses.

In clinical trials 69 patients who relapsed or were refractory to initial treatment (zoledronic acid 4 mg, 8 mg or pamidronate 90 mg) were retreated with 8 mg zoledronic acid. The response rate in these patients was about 52%. Since those patients were retreated with the 8 mg dose only, there are no data available allowing comparison with the 4 mg zoledronic acid dose.

In clinical trials performed in patients with tumour-induced hypercalcaemia (TIH), the overall safety profile amongst all three treatment groups (zoledronic acid 4 and 8 mg and pamidronate 90 mg) was similar in types and severity.

Paediatric population

Clinical trial results in the treatment of severe osteogenesis imperfecta in paediatric patients aged 1 to 17 years

The effects of intravenous zoledronic acid in the treatment of paediatric patients (age 1 to 17 years) with severe osteogenesis imperfecta (types I, III and IV) were compared to intravenous pamidronate in one international, multicentre, randomised, open-label study with 74 and 76 patients in each treatment group, respectively. The study treatment period was 12 months preceded by a 4- to 9-week screening period during which vitamin D and elemental calcium supplements were taken for at least 2 weeks. In the clinical programme patients aged 1 to < 3 years received 0.025 mg/kg zoledronic acid (up to a maximum single dose of 0.35 mg) every 3 months and patients aged 3 to 17 years received 0.05 mg/kg zoledronic acid (up to a maximum single dose of 0.83 mg) every 3 months. An extension study was conducted in order to examine the long-term general and renal safety of once yearly or twice yearly zoledronic acid over the 12-month extension treatment period in children who had completed one year of treatment with either zoledronic acid or pamidronate in the core study.

The primary endpoint of the study was the percent change from baseline in lumbar spine bone mineral density (BMD) after 12 months of treatment. Estimated treatment effects on BMD were similar, but the trial design was not sufficiently robust to establish non-inferior efficacy for zoledronic acid. In particular there was no clear evidence of efficacy on incidence of fracture or on pain. Fracture adverse events of long bones in the lower extremities were reported in approximately 24% (femur) and 14% (tibia) of zoledronic acid-treated patients vs 12% and 5% of pamidronate-treated patients with severe osteogenesis imperfecta, regardless of disease type and causality but overall incidence of fractures was comparable for the zoledronic acid and pamidronate-treated patients: 43% (32/74) vs 41% (31/76). Interpretation of the risk of fracture is confounded by the fact that fractures are common events in patients with severe osteogenesis imperfecta as part of the disease process.

The type of adverse reactions observed in this population were similar to those previously seen in adults with advanced malignancies involving the bone (see section 4.8). The adverse reactions ranked under headings of frequency, are presented in Table 7. The following conventional classification is used: very common ($\geq 1/10$), common ($\geq 1/100$ to $< 1/10$), uncommon ($\geq 1/1,000$ to $< 1/100$), rare ($\geq 1/10,000$ to $< 1/1,000$), very rare ($< 1/10,000$), not known (cannot be estimated from the available data).

Table 7 Adverse reactions observed in paediatric patients with severe osteogenesis imperfecta¹

<i>Nervous system disorders</i>	
Common:	Headache
<i>Cardiac disorders</i>	
Common:	Tachycardia
<i>Respiratory, thoracic and mediastinal disorders</i>	
Common:	Nasopharyngitis
<i>Gastrointestinal disorders</i>	
Very common:	Vomiting, nausea
Common:	Abdominal pain
<i>Musculoskeletal and connective tissue disorders</i>	
Common:	Pain in extremities, arthralgia, musculoskeletal pain
<i>General disorders and administration site conditions</i>	
Very common:	Pyrexia, fatigue
Common:	Acute phase reaction, pain
<i>Investigations</i>	
Very common:	Hypocalcaemia
Common:	Hypophosphataemia

¹ Adverse events occurring with frequencies < 5% were medically assessed and it was shown that these cases are consistent with the well established safety profile of Zometa (see section 4.8)

In paediatric patients with severe osteogenesis imperfecta, zoledronic acid seems to be associated with more pronounced risks for acute phase reaction, hypocalcaemia and unexplained tachycardia, in comparison to pamidronate, but this difference declined after subsequent infusions.

The European Medicines Agency has waived the obligation to submit the results of studies with zoledronic acid in all subsets of the paediatric population in the treatment of tumour-induced hypercalcaemia and prevention of skeletal-related events in patients with advanced malignancies involving bone (see section 4.2 for information on paediatric use).

5.2 Pharmacokinetic properties

Single and multiple 5- and 15-minute infusions of 2, 4, 8 and 16 mg zoledronic acid in 64 patients with bone metastases yielded the following pharmacokinetic data, which were found to be dose independent.

After initiating the infusion of zoledronic acid, the plasma concentrations of zoledronic acid rapidly increased, achieving their peak at the end of the infusion period, followed by a rapid decline to < 10% of peak after 4 hours and < 1% of peak after 24 hours, with a subsequent prolonged period of very low concentrations not exceeding 0.1% of peak prior to the second infusion of zoledronic acid on day 28.

Intravenously administered zoledronic acid is eliminated by a triphasic process: rapid biphasic disappearance from the systemic circulation, with half-lives of $t_{1/2\alpha}$ 0.24 and $t_{1/2\beta}$ 1.87 hours, followed by a long elimination phase with a terminal elimination half-life of $t_{1/2\gamma}$ 146 hours. There was no accumulation of zoledronic acid in plasma after multiple doses given every 28 days. Zoledronic acid is not metabolised and is excreted unchanged via the kidney. Over the first 24 hours, $39 \pm 16\%$ of the administered dose is recovered in the urine, while the remainder is principally bound to bone tissue. From the bone tissue it is released very slowly back into the systemic circulation and eliminated via the kidney. The total body clearance is 5.04 ± 2.5 l/h, independent of dose, and unaffected by gender, age, race, and body weight. Increasing the infusion time from 5 to 15 minutes caused a 30% decrease in zoledronic acid concentration at the end of the infusion, but had no effect on the area under the plasma concentration versus time curve.

The interpatient variability in pharmacokinetic parameters for zoledronic acid was high, as seen with other bisphosphonates.

No pharmacokinetic data for zoledronic acid are available in patients with hypercalcaemia or in patients with hepatic insufficiency. Zoledronic acid does not inhibit human P450 enzymes *in vitro*, shows no biotransformation and in animal studies < 3% of the administered dose was recovered in the faeces, suggesting no relevant role of liver function in the pharmacokinetics of zoledronic acid.

The renal clearance of zoledronic acid was correlated with creatinine clearance, renal clearance representing $75 \pm 33\%$ of the creatinine clearance, which showed a mean of 84 ± 29 ml/min (range 22 to 143 ml/min) in the 64 cancer patients studied. Population analysis showed that for a patient with creatinine clearance of 20 ml/min (severe renal impairment), or 50 ml/min (moderate impairment), the corresponding predicted clearance of zoledronic acid would be 37% or 72%, respectively, of that of a patient showing creatinine clearance of 84 ml/min. Only limited pharmacokinetic data are available in patients with severe renal insufficiency (creatinine clearance < 30 ml/min).

In an *in vitro* study, zoledronic acid showed low affinity for the cellular components of human blood, with a mean blood to plasma concentration ratio of 0.59 in a concentration range of 30 ng/ml to 5000 ng/ml. The plasma protein binding is low, with the unbound fraction ranging from 60% at 2 ng/ml to 77% at 2000 ng/ml of zoledronic acid.

Special populations

Paediatric patients

Limited pharmacokinetic data in children with severe osteogenesis imperfecta suggest that zoledronic acid pharmacokinetics in children aged 3 to 17 years are similar to those in adults at a similar mg/kg dose level. Age, body weight, gender and creatinine clearance appear to have no effect on zoledronic acid systemic exposure.

5.3 Preclinical safety data

Acute toxicity

The highest non-lethal single intravenous dose was 10 mg/kg bodyweight in mice and 0.6 mg/kg in rats.

Subchronic and chronic toxicity

Zoledronic acid was well tolerated when administered subcutaneously to rats and intravenously to dogs at doses up to 0.02 mg/kg daily for 4 weeks. Administration of 0.001 mg/kg/day subcutaneously in rats and 0.005 mg/kg intravenously once every 2–3 days in dogs for up to 52 weeks was also well tolerated.

The most frequent finding in repeat-dose studies consisted of increased primary spongiosa in the metaphyses of long bones in growing animals at nearly all doses, a finding that reflected the compound's pharmacological antiresorptive activity.

The safety margins relative to renal effects were narrow in the long-term repeat-dose parenteral animal studies but the cumulative no adverse event levels (NOAELs) in the single dose (1.6 mg/kg) and multiple dose studies of up to one month (0.06–0.6 mg/kg/day) did not indicate renal effects at doses equivalent to or exceeding the highest intended human therapeutic dose. Longer-term repeat administration at doses bracketing the highest intended human therapeutic dose of zoledronic acid produced toxicological effects in other organs, including the gastrointestinal tract, liver, spleen and lungs, and at intravenous injection sites.

Reproduction toxicity

Zoledronic acid was teratogenic in the rat at subcutaneous doses ≥ 0.2 mg/kg. Although no teratogenicity or foetotoxicity was observed in the rabbit, maternal toxicity was found. Dystocia was observed at the lowest dose (0.01 mg/kg bodyweight) tested in the rat.

Mutagenicity and carcinogenic potential

Zoledronic acid was not mutagenic in the mutagenicity tests performed and carcinogenicity testing did not provide any evidence of carcinogenic potential.

6. PHARMACEUTICAL PARTICULARS

6.1 List of excipients

Mannitol
Sodium citrate
Water for injections

6.2 Incompatibilities

This medicinal product must not be allowed to come into contact with any calcium-containing solutions and it must not be mixed or given intravenously with any other medicinal product in the same infusion line.

6.3 Shelf life

Unopened bottle: 3 years.

After first opening: From a microbiological point of view, the solution for infusion should be used immediately. If not used immediately, in-use storage times and conditions prior to use are the responsibility of the user and would normally not be longer than 24 hours at 2°C – 8°C. The refrigerated solution should then be equilibrated to room temperature prior to administration.

6.4 Special precautions for storage

This medicinal product does not require any special storage conditions.
For storage conditions after first opening of the medicinal product, see section 6.3.

6.5 Nature and contents of container

100 ml solution in a transparent, colourless, plastic (cycloolefinic copolymer) bottle closed with a fluorocarbon polymer coated bromobutyl rubber stopper and an aluminum cap with a flip-off component of polypropylene.

Unit packs containing 1 bottle.

Multi-packs containing 4 (4x 1) or 5 (5x 1) bottles.

Not all pack sizes may be marketed.

6.6 Special precautions for disposal and other handling

Additional information on handling of Zometa, including guidance on the preparation of reduced doses using the Zometa ready-to-use bottle, is provided in section 4.2.

Aseptic techniques must be followed during the preparation of the infusion. For single use only.

Only clear solution free from particles and discolouration should be used.

Healthcare professionals are advised not to dispose of unused Zometa via the domestic sewage system.

Any unused medicinal product or waste material should be disposed of in accordance with local requirements.

7. MARKETING AUTHORISATION HOLDER

Novartis Europharm Limited
Vista Building
Elm Park, Merrion Road
Dublin 4
Ireland

8. MARKETING AUTHORISATION NUMBERS

EU/1/01/176/007-9

9. DATE OF FIRST AUTHORISATION/RENEWAL OF THE AUTHORISATION

Date of first authorisation: 20.03.2001

Date of latest renewal: 20.03.2006

10. DATE OF REVISION OF THE TEXT

Detailed information on this medicinal product is available on the website of the European Medicines Agency <http://www.ema.europa.eu>

ANNEX II

- A. MANUFACTURER RESPONSIBLE FOR BATCH RELEASE**
- B. CONDITIONS OR RESTRICTIONS REGARDING SUPPLY AND USE**
- C. OTHER CONDITIONS AND REQUIREMENTS OF THE MARKETING AUTHORISATION**
- D. CONDITIONS OR RESTRICTIONS WITH REGARD TO THE SAFE AND EFFECTIVE USE OF THE MEDICINAL PRODUCT**

A. MANUFACTURER RESPONSIBLE FOR BATCH RELEASE

Name and address of the manufacturer responsible for batch release

Novartis Pharma GmbH
Roonstrasse 25
D-90429 Nuremberg
Germany

B. CONDITIONS OR RESTRICTIONS REGARDING SUPPLY AND USE

Medicinal product subject to restricted medical prescription (see Annex I: Summary of Product Characteristics, section 4.2).

C. OTHER CONDITIONS AND REQUIREMENTS OF THE MARKETING AUTHORISATION

- **Periodic Safety Update Reports**

The requirements for submission of periodic safety update reports for this medicinal product are set out in the list of Union reference dates (EURD list) provided for under Article 107c(7) of Directive 2001/83/EC and any subsequent updates published on the European medicines web-portal.

D. CONDITIONS OR RESTRICTIONS WITH REGARD TO THE SAFE AND EFFECTIVE USE OF THE MEDICINAL PRODUCT

- **Risk Management Plan (RMP)**

The MAH shall perform the required pharmacovigilance activities and interventions detailed in the agreed RMP presented in Module 1.8.2 of the Marketing Authorisation and any agreed subsequent updates of the RMP.

An updated RMP should be submitted:

- At the request of the European Medicines Agency,
- Whenever the risk management system is modified, especially as the result of new information being received that may lead to a significant change to the benefit/risk profile or as the result of an important (pharmacovigilance or risk minimisation) milestone being reached.

Additional risk minimisation measures

The MAH shall ensure that a patient reminder card regarding osteonecrosis of the jaw is implemented.

ANNEX III
LABELLING AND PACKAGE LEAFLET

A. LABELLING

PARTICULARS TO APPEAR ON THE OUTER PACKAGING

FOLDING BOX FOR 1 VIAL AND 1 AMPOULE AS UNIT PACK (INCLUDING BLUE BOX)
FOLDING BOX FOR 4 VIALS AND 4 AMPOULES AS UNIT PACK (INCLUDING BLUE BOX)

1. NAME OF THE MEDICINAL PRODUCT

Zometa 4 mg powder and solvent for solution for infusion
zoledronic acid

2. STATEMENT OF ACTIVE SUBSTANCE(S)

One vial contains 4 mg of zoledronic acid, corresponding to 4.264 mg zoledronic acid monohydrate.

3. LIST OF EXCIPIENTS

It also contains mannitol and sodium citrate.
The solvent ampoule contains water for injections.

4. PHARMACEUTICAL FORM AND CONTENTS

Powder and solvent for solution for infusion

One vial 4 mg
One ampoule of solvent 5 ml
Four vials 4 mg
Four ampoules of solvent 5 ml

5. METHOD AND ROUTE(S) OF ADMINISTRATION

For single use only.
Read the package leaflet before use.
Intravenous use.

6. SPECIAL WARNING THAT THE MEDICINAL PRODUCT MUST BE STORED OUT OF THE SIGHT AND REACH OF CHILDREN

Keep out of the sight and reach of children.

7. OTHER SPECIAL WARNING(S), IF NECESSARY

8. EXPIRY DATE

EXP

Use immediately after reconstitution and dilution.

9. SPECIAL STORAGE CONDITIONS

10. SPECIAL PRECAUTIONS FOR DISPOSAL OF UNUSED MEDICINAL PRODUCTS OR WASTE MATERIALS DERIVED FROM SUCH MEDICINAL PRODUCTS, IF APPROPRIATE

Any unused medicinal product or waste material should be disposed of in accordance with local requirements.

11. NAME AND ADDRESS OF THE MARKETING AUTHORISATION HOLDER

Novartis Europharm Limited
Vista Building
Elm Park, Merrion Road
Dublin 4
Ireland

12. MARKETING AUTHORISATION NUMBER(S)

EU/1/01/176/001	1 vial and 1 ampoule
EU/1/01/176/002	4 vials and 4 ampoules

13. BATCH NUMBER

Lot

14. GENERAL CLASSIFICATION FOR SUPPLY

15. INSTRUCTIONS ON USE

Please open here

16. INFORMATION IN BRAILLE

17. UNIQUE IDENTIFIER – 2D BARCODE

2D barcode carrying the unique identifier included.

18. UNIQUE IDENTIFIER - HUMAN READABLE DATA

PC:
SN:
NN:

PARTICULARS TO APPEAR ON THE OUTER PACKAGING

FOLDING BOX FOR 1 VIAL AND 1 AMPOULE AS INTERMEDIATE PACK (WITHOUT BLUE BOX)

1. NAME OF THE MEDICINAL PRODUCT

Zometa 4 mg powder and solvent for solution for infusion
zoledronic acid

2. STATEMENT OF ACTIVE SUBSTANCE(S)

One vial contains 4 mg of zoledronic acid, corresponding to 4.264 mg zoledronic acid monohydrate.

3. LIST OF EXCIPIENTS

It also contains mannitol and sodium citrate.
The solvent ampoule contains water for injections.

4. PHARMACEUTICAL FORM AND CONTENTS

Powder and solvent for solution for infusion

One vial 4 mg
One ampoule of solvent 5 ml
Component of a multipack comprising ten packs, each containing one vial and one ampoule

5. METHOD AND ROUTE(S) OF ADMINISTRATION

For single use only.
Read the package leaflet before use.
Intravenous use.

6. SPECIAL WARNING THAT THE MEDICINAL PRODUCT MUST BE STORED OUT OF THE SIGHT AND REACH OF CHILDREN

Keep out of the sight and reach of children.

7. OTHER SPECIAL WARNING(S), IF NECESSARY

8. EXPIRY DATE

EXP

Use immediately after reconstitution and dilution.

9. SPECIAL STORAGE CONDITIONS

10. SPECIAL PRECAUTIONS FOR DISPOSAL OF UNUSED MEDICINAL PRODUCTS OR WASTE MATERIALS DERIVED FROM SUCH MEDICINAL PRODUCTS, IF APPROPRIATE

Any unused medicinal product or waste material should be disposed of in accordance with local requirements.

11. NAME AND ADDRESS OF THE MARKETING AUTHORISATION HOLDER

Novartis Europharm Limited
Vista Building
Elm Park, Merrion Road
Dublin 4
Ireland

12. MARKETING AUTHORISATION NUMBER(S)

EU/1/01/176/003

13. BATCH NUMBER

Lot

14. GENERAL CLASSIFICATION FOR SUPPLY

15. INSTRUCTIONS ON USE

Please open here

16. INFORMATION IN BRAILLE

17. UNIQUE IDENTIFIER – 2D BARCODE

2D barcode carrying the unique identifier included.

18. UNIQUE IDENTIFIER - HUMAN READABLE DATA

PC:
SN:
NN:

PARTICULARS TO APPEAR ON THE OUTER PACKAGING

WRAPPER LABEL ON MULTIPACKS WRAPPED IN FOIL (INCLUDING BLUE BOX)

1. NAME OF THE MEDICINAL PRODUCT

Zometa 4 mg powder and solvent for solution for infusion
zoledronic acid

2. STATEMENT OF ACTIVE SUBSTANCE(S)

One vial contains 4 mg of zoledronic acid, corresponding to 4.264 mg zoledronic acid monohydrate.

3. LIST OF EXCIPIENTS

It also contains mannitol and sodium citrate.
The solvent ampoule contains water for injections.

4. PHARMACEUTICAL FORM AND CONTENTS

Powder and solvent for solution for infusion

Multipack comprising ten packs, each containing one vial and one ampoule of solvent 5 ml.

5. METHOD AND ROUTE(S) OF ADMINISTRATION

For single use only.
Read the package leaflet before use.
Intravenous use.

6. SPECIAL WARNING THAT THE MEDICINAL PRODUCT MUST BE STORED OUT OF THE SIGHT AND REACH OF CHILDREN

Keep out of the sight and reach of children.

7. OTHER SPECIAL WARNING(S), IF NECESSARY

8. EXPIRY DATE

EXP

Use immediately after reconstitution and dilution.

9. SPECIAL STORAGE CONDITIONS

10. SPECIAL PRECAUTIONS FOR DISPOSAL OF UNUSED MEDICINAL PRODUCTS OR WASTE MATERIALS DERIVED FROM SUCH MEDICINAL PRODUCTS, IF APPROPRIATE

Any unused medicinal product or waste material should be disposed of in accordance with local requirements.

11. NAME AND ADDRESS OF THE MARKETING AUTHORISATION HOLDER

Novartis Europharm Limited
Vista Building
Elm Park, Merrion Road
Dublin 4
Ireland

12. MARKETING AUTHORISATION NUMBER(S)

EU/1/01/176/003

13. BATCH NUMBER

Lot

14. GENERAL CLASSIFICATION FOR SUPPLY

15. INSTRUCTIONS ON USE

16. INFORMATION IN BRAILLE

17. UNIQUE IDENTIFIER – 2D BARCODE

2D barcode carrying the unique identifier included.

18. UNIQUE IDENTIFIER - HUMAN READABLE DATA

PC:
SN:
NN:

MINIMUM PARTICULARS TO APPEAR ON SMALL IMMEDIATE PACKAGING UNITS

VIAL LABEL

1. NAME OF THE MEDICINAL PRODUCT AND ROUTE(S) OF ADMINISTRATION

Zometa 4 mg powder for solution for infusion
zoledronic acid
For intravenous use only

2. METHOD OF ADMINISTRATION

3. EXPIRY DATE

EXP

4. BATCH NUMBER

Lot

5. CONTENTS BY WEIGHT, BY VOLUME OR BY UNIT

6. OTHER

The reconstituted solution is stable for 24 hours at 2°C – 8°C.

MAH logo

MINIMUM PARTICULARS TO APPEAR ON SMALL IMMEDIATE PACKAGING UNITS

AMPOULE LABEL

1. NAME OF THE MEDICINAL PRODUCT AND ROUTE(S) OF ADMINISTRATION

Solvent for Zometa
Water for injections 5 ml

2. METHOD OF ADMINISTRATION

Use the entire contents.

3. EXPIRY DATE

EXP

4. BATCH NUMBER

Lot

5. CONTENTS BY WEIGHT, BY VOLUME OR BY UNIT

6. OTHER

PARTICULARS TO APPEAR ON THE OUTER PACKAGING

FOLDING BOX FOR 1 VIAL AS UNIT PACK (INCLUDING BLUE BOX)
FOLDING BOX FOR 4 VIALS AS UNIT PACK (INCLUDING BLUE BOX)

1. NAME OF THE MEDICINAL PRODUCT

Zometa 4 mg/5 ml concentrate for solution for infusion
zoledronic acid

2. STATEMENT OF ACTIVE SUBSTANCE(S)

One vial contains 4 mg of zoledronic acid, corresponding to 4.264 mg zoledronic acid monohydrate.

3. LIST OF EXCIPIENTS

It also contains mannitol, sodium citrate and water for injections.

4. PHARMACEUTICAL FORM AND CONTENTS

Concentrate for solution for infusion

One vial with 5 ml concentrate for solution for infusion
Four vials with 5 ml concentrate for solution for infusion

5. METHOD AND ROUTE(S) OF ADMINISTRATION

For single use only.
Read the package leaflet before use.
Intravenous use.

6. SPECIAL WARNING THAT THE MEDICINAL PRODUCT MUST BE STORED OUT OF THE SIGHT AND REACH OF CHILDREN

Keep out of the sight and reach of children.

7. OTHER SPECIAL WARNING(S), IF NECESSARY

8. EXPIRY DATE

EXP

Use immediately after dilution.

9. SPECIAL STORAGE CONDITIONS

10. SPECIAL PRECAUTIONS FOR DISPOSAL OF UNUSED MEDICINAL PRODUCTS OR WASTE MATERIALS DERIVED FROM SUCH MEDICINAL PRODUCTS, IF APPROPRIATE

Any unused medicinal product or waste material should be disposed of in accordance with local requirements.

11. NAME AND ADDRESS OF THE MARKETING AUTHORISATION HOLDER

Novartis Europharm Limited
Vista Building
Elm Park, Merrion Road
Dublin 4
Ireland

12. MARKETING AUTHORISATION NUMBER(S)

EU/1/01/176/004 1 vial
EU/1/01/176/005 4 vials

13. BATCH NUMBER

Lot

14. GENERAL CLASSIFICATION FOR SUPPLY

15. INSTRUCTIONS ON USE

Please open here

16. INFORMATION IN BRAILLE

17. UNIQUE IDENTIFIER – 2D BARCODE

2D barcode carrying the unique identifier included.

18. UNIQUE IDENTIFIER - HUMAN READABLE DATA

PC:
SN:
NN:

PARTICULARS TO APPEAR ON THE OUTER PACKAGING

FOLDING BOX FOR 1 VIAL AS INTERMEDIATE PACK (WITHOUT BLUE BOX)

1. NAME OF THE MEDICINAL PRODUCT

Zometa 4 mg/5 ml concentrate for solution for infusion
zoledronic acid

2. STATEMENT OF ACTIVE SUBSTANCE(S)

One vial contains 4 mg of zoledronic acid, corresponding to 4.264 mg zoledronic acid monohydrate.

3. LIST OF EXCIPIENTS

It also contains mannitol, sodium citrate and water for injections.

4. PHARMACEUTICAL FORM AND CONTENTS

Concentrate for solution for infusion

One vial with 5 ml concentrate for solution for infusion
Component of a multipack comprising ten packs, each containing one vial

5. METHOD AND ROUTE(S) OF ADMINISTRATION

For single use only.
Read the package leaflet before use.
Intravenous use.

6. SPECIAL WARNING THAT THE MEDICINAL PRODUCT MUST BE STORED OUT OF THE SIGHT AND REACH OF CHILDREN

Keep out of the sight and reach of children.

7. OTHER SPECIAL WARNING(S), IF NECESSARY

8. EXPIRY DATE

EXP

Use immediately after dilution.

9. SPECIAL STORAGE CONDITIONS

10. SPECIAL PRECAUTIONS FOR DISPOSAL OF UNUSED MEDICINAL PRODUCTS OR WASTE MATERIALS DERIVED FROM SUCH MEDICINAL PRODUCTS, IF APPROPRIATE

Any unused medicinal product or waste material should be disposed of in accordance with local requirements.

11. NAME AND ADDRESS OF THE MARKETING AUTHORISATION HOLDER

Novartis Europharm Limited
Vista Building
Elm Park, Merrion Road
Dublin 4
Ireland

12. MARKETING AUTHORISATION NUMBER(S)

EU/1/01/176/006

13. BATCH NUMBER

Lot

14. GENERAL CLASSIFICATION FOR SUPPLY

15. INSTRUCTIONS ON USE

Please open here

16. INFORMATION IN BRAILLE

17. UNIQUE IDENTIFIER – 2D BARCODE

2D barcode carrying the unique identifier included.

18. UNIQUE IDENTIFIER - HUMAN READABLE DATA

PC:
SN:
NN:

PARTICULARS TO APPEAR ON THE OUTER PACKAGING

WRAPPER LABEL ON MULTIPACKS WRAPPED IN FOIL (INCLUDING BLUE BOX)

1. NAME OF THE MEDICINAL PRODUCT

Zometa 4 mg/5 ml concentrate for solution for infusion
zoledronic acid

2. STATEMENT OF ACTIVE SUBSTANCE(S)

One vial contains 4 mg of zoledronic acid, corresponding to 4.264 mg zoledronic acid monohydrate.

3. LIST OF EXCIPIENTS

It also contains mannitol, sodium citrate and water for injections.

4. PHARMACEUTICAL FORM AND CONTENTS

Concentrate for solution for infusion

One vial with 5 ml concentrate for solution for infusion.
Multipack comprising ten packs, each containing one vial.

5. METHOD AND ROUTE(S) OF ADMINISTRATION

For single use only.
Read the package leaflet before use.
Intravenous use.

6. SPECIAL WARNING THAT THE MEDICINAL PRODUCT MUST BE STORED OUT OF THE SIGHT AND REACH OF CHILDREN

Keep out of the sight and reach of children.

7. OTHER SPECIAL WARNING(S), IF NECESSARY

8. EXPIRY DATE

EXP

Use immediately after dilution.

9. SPECIAL STORAGE CONDITIONS

10. SPECIAL PRECAUTIONS FOR DISPOSAL OF UNUSED MEDICINAL PRODUCTS OR WASTE MATERIALS DERIVED FROM SUCH MEDICINAL PRODUCTS, IF APPROPRIATE

Any unused medicinal product or waste material should be disposed of in accordance with local requirements.

11. NAME AND ADDRESS OF THE MARKETING AUTHORISATION HOLDER

Novartis Europharm Limited
Vista Building
Elm Park, Merrion Road
Dublin 4
Ireland

12. MARKETING AUTHORISATION NUMBER(S)

EU/1/01/176/006

13. BATCH NUMBER

Lot

14. GENERAL CLASSIFICATION FOR SUPPLY

15. INSTRUCTIONS ON USE

16. INFORMATION IN BRAILLE

17. UNIQUE IDENTIFIER – 2D BARCODE

2D barcode carrying the unique identifier included.

18. UNIQUE IDENTIFIER - HUMAN READABLE DATA

PC:
SN:
NN:

MINIMUM PARTICULARS TO APPEAR ON SMALL IMMEDIATE PACKAGING UNITS

VIAL LABEL

1. NAME OF THE MEDICINAL PRODUCT AND ROUTE(S) OF ADMINISTRATION

Zometa 4 mg/5 ml concentrate for solution for infusion
zoledronic acid
For intravenous use only

2. METHOD OF ADMINISTRATION

3. EXPIRY DATE

EXP

4. BATCH NUMBER

Lot

5. CONTENTS BY WEIGHT, BY VOLUME OR BY UNIT

6. OTHER

Stable for 24 hours at 2°C – 8°C after further dilution in 100 ml physiological saline or 5% w/v glucose solution.

MAH logo

PARTICULARS TO APPEAR ON THE OUTER PACKAGING

FOLDING BOX - UNIT PACK

1. NAME OF THE MEDICINAL PRODUCT

Zometa 4 mg/100 ml solution for infusion
zoledronic acid

2. STATEMENT OF ACTIVE SUBSTANCE(S)

One bottle contains 4 mg zoledronic acid, corresponding to 4.264 mg zoledronic acid monohydrate.

3. LIST OF EXCIPIENTS

It also contains mannitol, sodium citrate and water for injections.

4. PHARMACEUTICAL FORM AND CONTENTS

Solution for infusion

1 bottle, 100 ml

5. METHOD AND ROUTE(S) OF ADMINISTRATION

For single use only.
Read the package leaflet before use.
Intravenous use.

6. SPECIAL WARNING THAT THE MEDICINAL PRODUCT MUST BE STORED OUT OF THE SIGHT AND REACH OF CHILDREN

Keep out of the sight and reach of children.

7. OTHER SPECIAL WARNING(S), IF NECESSARY

8. EXPIRY DATE

EXP

Use immediately after first opening.

9. SPECIAL STORAGE CONDITIONS

10. SPECIAL PRECAUTIONS FOR DISPOSAL OF UNUSED MEDICINAL PRODUCTS OR WASTE MATERIALS DERIVED FROM SUCH MEDICINAL PRODUCTS, IF APPROPRIATE

Any unused medicinal product or waste material should be disposed of in accordance with local requirements.

11. NAME AND ADDRESS OF THE MARKETING AUTHORISATION HOLDER

Novartis Europharm Limited
Vista Building
Elm Park, Merrion Road
Dublin 4
Ireland

12. MARKETING AUTHORISATION NUMBER(S)

EU/1/01/176/007 1 bottle

13. BATCH NUMBER

Lot

14. GENERAL CLASSIFICATION FOR SUPPLY

15. INSTRUCTIONS ON USE

16. INFORMATION IN BRAILLE

Justification for not including Braille accepted

17. UNIQUE IDENTIFIER – 2D BARCODE

2D barcode carrying the unique identifier included.

18. UNIQUE IDENTIFIER - HUMAN READABLE DATA

PC:
SN:
NN:

PARTICULARS TO APPEAR ON IMMEDIATE PACKAGING UNITS

BOTTLE LABEL

1. NAME OF THE MEDICINAL PRODUCT

Zometa 4 mg/100 ml solution for infusion
zoledronic acid

2. STATEMENT OF ACTIVE SUBSTANCE(S)

1 bottle contains 4 mg zoledronic acid, corresponding to 4.264 mg zoledronic acid monohydrate.

3. LIST OF EXCIPIENTS

It also contains mannitol, sodium citrate and water for injections.

4. PHARMACEUTICAL FORM AND CONTENTS

Solution for infusion

100 ml

5. METHOD AND ROUTE(S) OF ADMINISTRATION

For single use only.
Read the package leaflet before use.
Intravenous use.

6. SPECIAL WARNING THAT THE MEDICINAL PRODUCT MUST BE STORED OUT OF THE SIGHT AND REACH OF CHILDREN

Keep out of the sight and reach of children.

7. OTHER SPECIAL WARNING(S), IF NECESSARY

8. EXPIRY DATE

EXP

9. SPECIAL STORAGE CONDITIONS

10. SPECIAL PRECAUTIONS FOR DISPOSAL OF UNUSED MEDICINAL PRODUCTS OR WASTE MATERIALS DERIVED FROM SUCH MEDICINAL PRODUCTS, IF APPROPRIATE

11. NAME AND ADDRESS OF THE MARKETING AUTHORISATION HOLDER

Novartis Europharm Limited
Vista Building
Elm Park, Merrion Road
Dublin 4
Ireland

12. MARKETING AUTHORISATION NUMBER(S)

EU/1/01/176/007	1 bottle
EU/1/01/176/008	Multipack (4x1 bottle)
EU/1/01/176/009	Multipack (5x1 bottle)

13. BATCH NUMBER

Lot

14. GENERAL CLASSIFICATION FOR SUPPLY

15. INSTRUCTIONS ON USE

16. INFORMATION IN BRAILLE

Justification for not including Braille accepted

17. UNIQUE IDENTIFIER – 2D BARCODE

18. UNIQUE IDENTIFIER - HUMAN READABLE DATA

PARTICULARS TO APPEAR ON THE OUTER PACKAGING

FOLDING BOX – OUTER CONTAINER OF MULTIPACK (WITH BLUE BOX)

1. NAME OF THE MEDICINAL PRODUCT

Zometa 4 mg/100 ml solution for infusion
zoledronic acid

2. STATEMENT OF ACTIVE SUBSTANCE(S)

One bottle contains 4 mg zoledronic acid, corresponding to 4.264 mg zoledronic acid monohydrate.

3. LIST OF EXCIPIENTS

It also contains mannitol, sodium citrate and water for injections.

4. PHARMACEUTICAL FORM AND CONTENTS

Solution for infusion

Multipack comprising 4 packs, each containing 1 bottle.

Multipack comprising 5 packs, each containing 1 bottle.

5. METHOD AND ROUTE(S) OF ADMINISTRATION

For single use only.

Read the package leaflet before use.

Intravenous use.

6. SPECIAL WARNING THAT THE MEDICINAL PRODUCT MUST BE STORED OUT OF THE SIGHT AND REACH OF CHILDREN

Keep out of the sight and reach of children.

7. OTHER SPECIAL WARNING(S), IF NECESSARY

8. EXPIRY DATE

EXP

Use immediately after first opening.

9. SPECIAL STORAGE CONDITIONS

10. SPECIAL PRECAUTIONS FOR DISPOSAL OF UNUSED MEDICINAL PRODUCTS OR WASTE MATERIALS DERIVED FROM SUCH MEDICINAL PRODUCTS, IF APPROPRIATE

Any unused medicinal product or waste material should be disposed of in accordance with local requirements.

11. NAME AND ADDRESS OF THE MARKETING AUTHORISATION HOLDER

Novartis Europharm Limited
Vista Building
Elm Park, Merrion Road
Dublin 4
Ireland

12. MARKETING AUTHORISATION NUMBER(S)

EU/1/01/176/008	Multipack (4x1 bottle)
EU/1/01/176/009	Multipack (5x1 bottle)

13. BATCH NUMBER

Lot

14. GENERAL CLASSIFICATION FOR SUPPLY

15. INSTRUCTIONS ON USE

16. INFORMATION IN BRAILLE

Justification for not including Braille accepted

17. UNIQUE IDENTIFIER – 2D BARCODE

2D barcode carrying the unique identifier included.

18. UNIQUE IDENTIFIER - HUMAN READABLE DATA

PC:
SN:
NN:

PARTICULARS TO APPEAR ON THE OUTER PACKAGING

FOLDING BOX – INTERMEDIATE CONTAINER OF MULTIPACK (WITHOUT BLUE BOX)

1. NAME OF THE MEDICINAL PRODUCT

Zometa 4 mg/100 ml solution for infusion
zoledronic acid

2. STATEMENT OF ACTIVE SUBSTANCE(S)

One bottle contains 4 mg zoledronic acid, corresponding to 4.264 mg zoledronic acid monohydrate.

3. LIST OF EXCIPIENTS

It also contains mannitol, sodium citrate and water for injections.

4. PHARMACEUTICAL FORM AND CONTENTS

Solution for infusion

100 ml

Component of a multipack comprising 4 packs, each containing 1 bottle.

Component of a multipack comprising 5 packs, each containing 1 bottle.

Not to be sold separately.

5. METHOD AND ROUTE(S) OF ADMINISTRATION

For single use only.

Read the package leaflet before use.

Intravenous use.

6. SPECIAL WARNING THAT THE MEDICINAL PRODUCT MUST BE STORED OUT OF THE SIGHT AND REACH OF CHILDREN

Keep out of the sight and reach of children.

7. OTHER SPECIAL WARNING(S), IF NECESSARY

8. EXPIRY DATE

EXP

Use immediately after first opening.

9. SPECIAL STORAGE CONDITIONS

10. SPECIAL PRECAUTIONS FOR DISPOSAL OF UNUSED MEDICINAL PRODUCTS OR WASTE MATERIALS DERIVED FROM SUCH MEDICINAL PRODUCTS, IF APPROPRIATE

Any unused medicinal product or waste material should be disposed of in accordance with local requirements.

11. NAME AND ADDRESS OF THE MARKETING AUTHORISATION HOLDER

Novartis Europharm Limited
Vista Building
Elm Park, Merrion Road
Dublin 4
Ireland

12. MARKETING AUTHORISATION NUMBER(S)

EU/1/01/176/008	Multipack (4x1 bottle)
EU/1/01/176/009	Multipack (5x1 bottle)

13. BATCH NUMBER

Lot

14. GENERAL CLASSIFICATION FOR SUPPLY

15. INSTRUCTIONS ON USE

16. INFORMATION IN BRAILLE

Justification for not including Braille accepted

17. UNIQUE IDENTIFIER – 2D BARCODE

18. UNIQUE IDENTIFIER - HUMAN READABLE DATA

B. PACKAGE LEAFLET

Package leaflet: Information for the user

Zometa 4 mg powder and solvent for solution for infusion zoledronic acid

Read all of this leaflet carefully before you are given this medicine because it contains important information for you.

- Keep this leaflet. You may need to read it again.
- If you have any further questions, ask your doctor, pharmacist or nurse.
- If you get any side effects, talk to your doctor, pharmacist or nurse. This includes any possible side effects not listed in this leaflet. See section 4.

What is in this leaflet

1. What Zometa is and what it is used for
2. What you need to know before you are given Zometa
3. How Zometa is used
4. Possible side effects
5. How to store Zometa
6. Contents of the pack and other information

1. What Zometa is and what it is used for

The active substance in Zometa is zoledronic acid, which belongs to a group of substances called bisphosphonates. Zoledronic acid works by attaching itself to the bone and slowing down the rate of bone change. It is used:

- **To prevent bone complications**, e.g. fractures, in adult patients with bone metastases (spread of cancer from primary site to the bone).
- **To reduce the amount of calcium** in the blood in adult patients where it is too high due to the presence of a tumour. Tumours can accelerate normal bone change in such a way that the release of calcium from bone is increased. This condition is known as tumour-induced hypercalcaemia (TIH).

2. What you need to know before you are given Zometa

Follow carefully all instructions given to you by your doctor.

Your doctor will carry out blood tests before you start treatment with Zometa and will check your response to treatment at regular intervals.

You should not be given Zometa:

- if you are breast-feeding.
- if you are allergic to zoledronic acid, another bisphosphonate (the group of substances to which Zometa belongs), or any of the other ingredients of this medicine (listed in section 6).

Warnings and precautions

Talk to your doctor before you are given Zometa:

- if you have or have had a **kidney problem**.
- if you have or have had **pain, swelling or numbness** of the jaw, a feeling of heaviness in the jaw or loosening of a tooth. Your doctor may recommend a dental examination before you start treatment with Zometa.
- if you are having **dental treatment** or are due to undergo dental surgery, tell your dentist that you are being treated with Zometa and inform your doctor about your dental treatment.

While being treated with Zometa, you should maintain good oral hygiene (including regular teeth brushing) and receive routine dental check-ups.

Contact your doctor and dentist immediately if you experience any problems with your mouth or teeth such as loose teeth, pain or swelling, or non-healing of sores or discharge, as these could be signs of a condition called osteonecrosis of the jaw.

Patients who are undergoing chemotherapy and/or radiotherapy, who are taking steroids, who are undergoing dental surgery, who do not receive routine dental care, who have gum disease, who are smokers, or who were previously treated with a bisphosphonate (used to treat or prevent bone disorders) may have a higher risk of developing osteonecrosis of the jaw.

Reduced levels of calcium in the blood (hypocalcaemia), sometimes leading to muscle cramps, dry skin, burning sensation, have been reported in patients treated with Zometa. Irregular heart beat (cardiac arrhythmia), seizures, spasm and twitching (tetany) have been reported as secondary to severe hypocalcaemia. In some instances the hypocalcaemia may be life-threatening. If any of these apply to you, tell your doctor straight away. If you have pre-existing hypocalcaemia, it must be corrected before initiating the first dose of Zometa. You will be given adequate calcium and vitamin D supplements.

Patients aged 65 years and over

Zometa can be given to people aged 65 years and over. There is no evidence to suggest that any extra precautions are needed.

Children and adolescents

Zometa is not recommended for use in adolescents and children below the age of 18 years.

Other medicines and Zometa

Tell your doctor if you are taking, have recently taken or might take any other medicines. It is especially important that you tell your doctor if you are also taking:

- Aminoglycosides (medicines used to treat severe infections), calcitonin (a type of medicine used to treat post-menopausal osteoporosis and hypercalcaemia), loop diuretics (a type of medicine to treat high blood pressure or oedema) or other calcium-lowering medicines, since the combination of these with bisphosphonates may cause the calcium level in the blood to become too low.
- Thalidomide (a medicine used to treat a certain type of blood cancer involving the bone) or any other medicines which may harm your kidneys.
- Aclasta (a medicine that also contains zoledronic acid and is used to treat osteoporosis and other non-cancer diseases of the bone), or any other bisphosphonate, since the combined effects of these medicines taken together with Zometa are unknown.
- Anti-angiogenic medicines (used to treat cancer), since the combination of these with Zometa has been associated with an increased risk of osteonecrosis of the jaw (ONJ).

Pregnancy and breast-feeding

You should not be given Zometa if you are pregnant. Tell your doctor if you are or think that you may be pregnant.

You must not be given Zometa if you are breast-feeding.

Ask your doctor for advice before taking any medicine while you are pregnant or breast-feeding.

Driving and using machines

There have been very rare cases of drowsiness and sleepiness with the use of Zometa. You should therefore be careful when driving, using machinery or performing other tasks that need full attention.

3. How Zometa is used

- Zometa must only be given by healthcare professionals trained in administering bisphosphonates intravenously, i.e. through a vein.
- Your doctor will recommend that you drink enough water before each treatment to help prevent dehydration.
- Carefully follow all the other instructions given to you by your doctor, pharmacist or nurse.

How much Zometa is given

- The usual single dose given is 4 mg.
- If you have a kidney problem, your doctor will give you a lower dose depending on the severity of your kidney problem.

How often Zometa is given

- If you are being treated for the prevention of bone complications due to bone metastases, you will be given one infusion of Zometa every three to four weeks.
- If you are being treated to reduce the amount of calcium in your blood, you will normally only be given one infusion of Zometa.

How Zometa is given

- Zometa is given as a drip (infusion) into a vein which should take at least 15 minutes and should be administered as a single intravenous solution in a separate infusion line.

Patients whose blood calcium levels are not too high will also be prescribed calcium and vitamin D supplements to be taken each day.

If you are given more Zometa than you should be

If you have received doses higher than those recommended, you must be carefully monitored by your doctor. This is because you may develop serum electrolyte abnormalities (e.g. abnormal levels of calcium, phosphorus and magnesium) and/or changes in kidney function, including severe kidney impairment. If your level of calcium falls too low, you may have to be given supplemental calcium by infusion.

4. Possible side effects

Like all medicines, this medicine can cause side effects, although not everybody gets them. The most common ones are usually mild and will probably disappear after a short time.

Tell your doctor about any of the following serious side effects straight away:

Common (may affect up to 1 in 10 people):

- Severe kidney impairment (will normally be determined by your doctor with certain specific blood tests).
- Low level of calcium in the blood.

Uncommon (may affect up to 1 in 100 people):

- Pain in the mouth, teeth and/or jaw, swelling or non-healing sores inside the mouth or jaw, discharge, numbness or a feeling of heaviness in the jaw, or loosening of a tooth. These could be signs of bone damage in the jaw (osteonecrosis). Tell your doctor and dentist immediately if you experience such symptoms while being treated with Zometa or after stopping treatment.
- Irregular heart rhythm (atrial fibrillation) has been seen in patients receiving zoledronic acid for postmenopausal osteoporosis. It is currently unclear whether zoledronic acid causes this irregular heart rhythm but you should report it to your doctor if you experience such symptoms after you have received zoledronic acid.
- Severe allergic reaction: shortness of breath, swelling mainly of the face and throat.

Rare (may affect up to 1 in 1,000 people):

- As a consequence of low calcium values: irregular heart beat (cardiac arrhythmia; secondary to hypocalcaemia).
- A kidney function disorder called Fanconi syndrome (will normally be determined by your doctor with certain urine tests).

Very rare (may affect up to 1 in 10,000 people):

- As a consequence of low calcium values: seizures, numbness and tetany (secondary to hypocalcaemia).
- Talk to your doctor if you have ear pain, discharge from the ear, and/or an ear infection. These could be signs of bone damage in the ear.
- Osteonecrosis has also very rarely been seen occurring with other bones than the jaw, especially the hip or thigh. Tell your doctor immediately if you experience symptoms such as new onset or worsening of aches, pain or stiffness while being treated with Zometa or after stopping treatment.

Tell your doctor about any of the following side effects as soon as possible:**Very common (may affect more than 1 in 10 people):**

- Low level of phosphate in the blood.

Common (may affect up to 1 in 10 people):

- Headache and a flu-like syndrome consisting of fever, fatigue, weakness, drowsiness, chills and bone, joint and/or muscle ache. In most cases no specific treatment is required and the symptoms disappear after a short time (couple of hours or days).
- Gastrointestinal reactions such as nausea and vomiting as well as loss of appetite.
- Conjunctivitis.
- Low level of red blood cells (anaemia).

Uncommon (may affect up to 1 in 100 people):

- Hypersensitivity reactions.
- Low blood pressure.
- Chest pain.
- Skin reactions (redness and swelling) at the infusion site, rash, itching.
- High blood pressure, shortness of breath, dizziness, anxiety, sleep disturbances, taste disturbances, trembling, tingling or numbness of the hands or feet, diarrhoea, constipation, abdominal pain, dry mouth.
- Low counts of white blood cells and blood platelets.
- Low level of magnesium and potassium in the blood. Your doctor will monitor this and take any necessary measures.
- Weight increase.
- Increased sweating.
- Sleepiness.
- Blurred vision, tearing of the eye, eye sensitivity to light.
- Sudden coldness with fainting, limpness or collapse.
- Difficulty in breathing with wheezing or coughing.
- Urticaria.

Rare (may affect up to 1 in 1,000 people):

- Slow heart beat.
- Confusion.
- Unusual fracture of the thigh bone particularly in patients on long-term treatment for osteoporosis may occur rarely. Contact your doctor if you experience pain, weakness or discomfort in your thigh, hip or groin as this may be an early indication of a possible fracture of the thigh bone.
- Interstitial lung disease (inflammation of the tissue around the air sacks of the lungs).
- Flu-like symptoms including arthritis and joint swelling.
- Painful redness and/or swelling of the eye.

Very rare (may affect up to 1 in 10,000 people):

- Fainting due to low blood pressure.
- Severe bone, joint and/or muscle pain, occasionally incapacitating.

Reporting of side effects

If you get any side effects, talk to your doctor, pharmacist or nurse. This includes any possible side effects not listed in this leaflet. You can also report side effects directly via **the national reporting system** listed in [Appendix V](#). By reporting side effects you can help provide more information on the safety of this medicine.

5. How to store Zometa

Your doctor, pharmacist or nurse knows how to store Zometa properly (see section 6).

6. Contents of the pack and other information**What Zometa contains**

- The active substance of Zometa is zoledronic acid. One vial contains 4 mg zoledronic acid, corresponding to 4.264 mg zoledronic acid monohydrate.
- The other ingredients are mannitol, sodium citrate.

What Zometa looks like and contents of the pack

Zometa is supplied as a powder in a vial. One vial contains 4 mg of zoledronic acid.

Each pack contains the vial with powder, together with an ampoule of 5 ml water for injections, which is used to dissolve the powder.

Zometa is supplied as unit packs containing 1 or 4 vials and 1 or 4 ampoules, respectively, and as multi-packs containing 10 (10x 1+1) vials and ampoules. Not all pack sizes may be marketed.

Marketing Authorisation Holder

Novartis Europharm Limited
Vista Building
Elm Park, Merrion Road
Dublin 4
Ireland

Manufacturer

Novartis Pharma GmbH
Roonstrasse 25
D-90429 Nuremberg
Germany

For any information about this medicine, please contact the local representative of the Marketing Authorisation Holder:

België/Belgique/Belgien

Novartis Pharma N.V.
Tél/Tel: +32 2 246 16 11

Lietuva

SIA „Novartis Baltics“ Lietuvos filialas
Tel: +370 5 269 16 50

България

Novartis Bulgaria EOOD
Тел.: +359 2 489 98 28

Luxembourg/Luxemburg

Novartis Pharma N.V.
Tél/Tel: +32 2 246 16 11

Česká republika

Novartis s.r.o.
Tel: +420 225 775 111

Magyarország

Novartis Hungária Kft.
Tel.: +36 1 457 65 00

Danmark

Novartis Healthcare A/S
Tlf: +45 39 16 84 00

Malta

Novartis Pharma Services Inc.
Tel: +356 2122 2872

Deutschland

Novartis Pharma GmbH
Tel: +49 911 273 0

Nederland

Novartis Pharma B.V.
Tel: +31 26 37 82 555

Eesti

SIA Novartis Baltics Eesti filiaal
Tel: +372 66 30 810

Norge

Novartis Norge AS
Tlf: +47 23 05 20 00

Ελλάδα

Novartis (Hellas) A.E.B.E.
Τηλ: +30 210 281 17 12

Österreich

Novartis Pharma GmbH
Tel: +43 1 86 6570

España

Novartis Farmacéutica, S.A.
Tel: +34 93 306 42 00

Polska

Novartis Poland Sp. z o.o.
Tel.: +48 22 375 4888

France

Novartis Pharma S.A.S.
Tél: +33 1 55 47 66 00

Portugal

Novartis Farma - Produtos Farmacêuticos, S.A.
Tel: +351 21 000 8600

Hrvatska

Novartis Hrvatska d.o.o.
Tel. +385 1 6274 220

Ireland

Novartis Ireland Limited
Tel: +353 1 260 12 55

Ísland

Vistor hf.
Sími: +354 535 7000

Italia

Novartis Farma S.p.A.
Tel: +39 02 96 54 1

Κύπρος

Novartis Pharma Services Inc.
Τηλ: +357 22 690 690

Latvija

SIA "Novartis Baltics"
Tel: +371 67 887 070

România

Novartis Pharma Services Romania SRL
Tel: +40 21 31299 01

Slovenija

Novartis Pharma Services Inc.
Tel: +386 1 300 75 50

Slovenská republika

Novartis Slovakia s.r.o.
Tel: +421 2 5542 5439

Suomi/Finland

Novartis Finland Oy
Puh/Tel: +358 (0)10 6133 200

Sverige

Novartis Sverige AB
Tel: +46 8 732 32 00

United Kingdom

Novartis Pharmaceuticals UK Ltd.
Tel: +44 1276 698370

This leaflet was last revised in

Other sources of information

Detailed information on this medicine is available on the European Medicines Agency web site:
<http://www.ema.europa.eu>

INFORMATION FOR THE HEALTHCARE PROFESSIONAL

How to prepare and administer Zometa

- To prepare an infusion solution containing 4 mg zoledronic acid, add 5 ml of water for injections from the ampoule supplied in the pack to the vial containing the Zometa powder under aseptic conditions. Shake the vial gently to dissolve the powder.
- Further dilute the Zometa reconstituted solution (5 ml) with 100 ml of calcium-free or other divalent cation-free infusion solution. If a lower dose of Zometa is required, first withdraw the appropriate volume of the reconstituted solution (4 mg/5 ml) as indicated below and then dilute it further with 100 ml of infusion solution. To avoid potential incompatibilities, the infusion solution used for dilution must be either 0.9% w/v sodium chloride or 5% w/v glucose solution.

Do not mix Zometa reconstituted solution with calcium-containing or other divalent cation-containing solutions such as lactated Ringer's solution.

Instructions for preparing reduced doses of Zometa:

Withdraw the appropriate volume of the reconstituted solution (4 mg/5 ml), as follows:

- 4.4 ml for 3.5 mg dose
 - 4.1 ml for 3.3 mg dose
 - 3.8 ml for 3.0 mg dose
- For single use only. Any unused solution should be discarded. Only clear solution free from particles and discolouration should be used. Aseptic techniques must be followed during the preparation of the infusion.
 - From a microbiological point of view, the reconstituted and diluted solution for infusion should be used immediately. If not used immediately, in-use storage times and conditions prior to use are the responsibility of the user and would normally not be longer than 24 hours at 2°C – 8°C. The refrigerated solution should then be equilibrated to room temperature prior to administration.
 - The solution containing zoledronic acid is given as a single 15-minute intravenous infusion in a separate infusion line. The hydration status of patients must be assessed prior to and following administration of Zometa to assure that they are adequately hydrated.
 - Studies with several types of infusion lines made from polyvinylchloride, polyethylene and polypropylene showed no incompatibility with Zometa.
 - Since no data are available on the compatibility of Zometa with other intravenously administered substances, Zometa must not be mixed with other medications/substances and should always be given through a separate infusion line.

How to store Zometa

- Keep Zometa out of the reach and sight of children.
- Do not use Zometa after the expiry date stated on the pack.
- The unopened vial does not require any specific storage conditions.
- The diluted Zometa infusion solution should be used immediately in order to avoid microbial contamination.

Package leaflet: Information for the user

Zometa 4 mg/5 ml concentrate for solution for infusion zoledronic acid

Read all of this leaflet carefully before you are given this medicine because it contains important information for you.

- Keep this leaflet. You may need to read it again.
- If you have any further questions, ask your doctor, pharmacist or nurse.
- If you get any side effects, talk to your doctor, pharmacist or nurse. This includes any possible side effects not listed in this leaflet. See section 4.

What is in this leaflet

1. What Zometa is and what it is used for
2. What you need to know before you are given Zometa
3. How Zometa is used
4. Possible side effects
5. How to store Zometa
6. Contents of the pack and other information

1. What Zometa is and what it is used for

The active substance in Zometa is zoledronic acid, which belongs to a group of substances called bisphosphonates. Zoledronic acid works by attaching itself to the bone and slowing down the rate of bone change. It is used:

- **To prevent bone complications**, e.g. fractures, in adult patients with bone metastases (spread of cancer from primary site to the bone).
- **To reduce the amount of calcium** in the blood in adult patients where it is too high due to the presence of a tumour. Tumours can accelerate normal bone change in such a way that the release of calcium from bone is increased. This condition is known as tumour-induced hypercalcaemia (TIH).

2. What you need to know before you are given Zometa

Follow carefully all instructions given to you by your doctor.

Your doctor will carry out blood tests before you start treatment with Zometa and will check your response to treatment at regular intervals.

You should not be given Zometa:

- if you are breast-feeding.
- if you are allergic to zoledronic acid, another bisphosphonate (the group of substances to which Zometa belongs), or any of the other ingredients of this medicine (listed in section 6).

Warnings and precautions

Talk to your doctor before you are given Zometa:

- if you have or have had a **kidney problem**.
- if you have or have had **pain, swelling or numbness** of the jaw, a feeling of heaviness in the jaw or loosening of a tooth. Your doctor may recommend a dental examination before you start treatment with Zometa.
if you are having **dental treatment** or are due to undergo dental surgery, tell your dentist that you are being treated with Zometa and inform your doctor about your dental treatment.

While being treated with Zometa, you should maintain good oral hygiene (including regular teeth brushing) and receive routine dental check-ups.

Contact your doctor and dentist immediately if you experience any problems with your mouth or teeth such as loose teeth, pain or swelling, or non-healing of sores or discharge, as these could be signs of a condition called osteonecrosis of the jaw.

Patients who are undergoing chemotherapy and/or radiotherapy, who are taking steroids, who are undergoing dental surgery, who do not receive routine dental care, who have gum disease, who are smokers, or who were previously treated with a bisphosphonate (used to treat or prevent bone disorders) may have a higher risk of developing osteonecrosis of the jaw.

Reduced levels of calcium in the blood (hypocalcaemia), sometimes leading to muscle cramps, dry skin, burning sensation, have been reported in patients treated with Zometa. Irregular heart beat (cardiac arrhythmia), seizures, spasm and twitching (tetany) have been reported as secondary to severe hypocalcaemia. In some instances the hypocalcaemia may be life-threatening. If any of these apply to you, tell your doctor straight away. If you have pre-existing hypocalcaemia, it must be corrected before initiating the first dose of Zometa. You will be given adequate calcium and vitamin D supplements.

Patients aged 65 years and over

Zometa can be given to people aged 65 years and over. There is no evidence to suggest that any extra precautions are needed.

Children and adolescents

Zometa is not recommended for use in adolescents and children below the age of 18 years.

Other medicines and Zometa

Tell your doctor if you are taking, have recently taken or might take any other medicines. It is especially important that you tell your doctor if you are also taking:

- Aminoglycosides (medicines used to treat severe infections), calcitonin (a type of medicine used to treat post-menopausal osteoporosis and hypercalcaemia), loop diuretics (a type of medicine to treat high blood pressure or oedema) or other calcium-lowering medicines, since the combination of these with bisphosphonates may cause the calcium level in the blood to become too low.
- Thalidomide (a medicine used to treat a certain type of blood cancer involving the bone) or any other medicines which may harm your kidneys.
- Aclasta (a medicine that also contains zoledronic acid and is used to treat osteoporosis and other non-cancer diseases of the bone), or any other bisphosphonate, since the combined effects of these medicines taken together with Zometa are unknown.
- Anti-angiogenic medicines (used to treat cancer), since the combination of these with Zometa has been associated with an increased risk of osteonecrosis of the jaw (ONJ).

Pregnancy and breast-feeding

You should not be given Zometa if you are pregnant. Tell your doctor if you are or think that you may be pregnant.

You must not be given Zometa if you are breast-feeding.

Ask your doctor for advice before taking any medicine while you are pregnant or breast-feeding.

Driving and using machines

There have been very rare cases of drowsiness and sleepiness with the use of Zometa. You should therefore be careful when driving, using machinery or performing other tasks that need full attention.

3. How Zometa is used

- Zometa must only be given by healthcare professionals trained in administering bisphosphonates intravenously, i.e. through a vein.
- Your doctor will recommend that you drink enough water before each treatment to help prevent dehydration.
- Carefully follow all the other instructions given to you by your doctor, pharmacist or nurse.

How much Zometa is given

- The usual single dose given is 4 mg.
- If you have a kidney problem, your doctor will give you a lower dose depending on the severity of your kidney problem.

How often Zometa is given

- If you are being treated for the prevention of bone complications due to bone metastases, you will be given one infusion of Zometa every three to four weeks.
- If you are being treated to reduce the amount of calcium in your blood, you will normally only be given one infusion of Zometa.

How Zometa is given

- Zometa is given as a drip (infusion) into a vein which should take at least 15 minutes and should be administered as a single intravenous solution in a separate infusion line.

Patients whose blood calcium levels are not too high will also be prescribed calcium and vitamin D supplements to be taken each day.

If you are given more Zometa than you should be

If you have received doses higher than those recommended, you must be carefully monitored by your doctor. This is because you may develop serum electrolyte abnormalities (e.g. abnormal levels of calcium, phosphorus and magnesium) and/or changes in kidney function, including severe kidney impairment. If your level of calcium falls too low, you may have to be given supplemental calcium by infusion.

4. Possible side effects

Like all medicines, this medicine can cause side effects, although not everybody gets them. The most common ones are usually mild and will probably disappear after a short time.

Tell your doctor about any of the following serious side effects straight away:

Common (may affect up to 1 in 10 people):

- Severe kidney impairment (will normally be determined by your doctor with certain specific blood tests).
- Low level of calcium in the blood.

Uncommon (may affect up to 1 in 100 people):

- Pain in the mouth, teeth and/or jaw, swelling or non-healing sores inside the mouth or jaw, discharge, numbness or a feeling of heaviness in the jaw, or loosening of a tooth. These could be signs of bone damage in the jaw (osteonecrosis). Tell your doctor and dentist immediately if you experience such symptoms while being treated with Zometa or after stopping treatment.
- Irregular heart rhythm (atrial fibrillation) has been seen in patients receiving zoledronic acid for postmenopausal osteoporosis. It is currently unclear whether zoledronic acid causes this irregular heart rhythm but you should report it to your doctor if you experience such symptoms after you have received zoledronic acid.
- Severe allergic reaction: shortness of breath, swelling mainly of the face and throat.

Rare (may affect up to 1 in 1,000 people):

- As a consequence of low calcium values: irregular heart beat (cardiac arrhythmia; secondary to hypocalcaemia).
- A kidney function disorder called Fanconi syndrome (will normally be determined by your doctor with certain urine tests).

Very rare (may affect up to 1 in 10,000 people):

- As a consequence of low calcium values: seizures, numbness and tetany (secondary to hypocalcaemia).
- Talk to your doctor if you have ear pain, discharge from the ear, and/or an ear infection. These could be signs of bone damage in the ear.
- Osteonecrosis has also very rarely been seen occurring with other bones than the jaw, especially the hip or thigh. Tell your doctor immediately if you experience symptoms such as new onset or worsening of aches, pain or stiffness while being treated with Zometa or after stopping treatment.

Tell your doctor about any of the following side effects as soon as possible:**Very common (may affect more than 1 in 10 people):**

- Low level of phosphate in the blood.

Common (may affect up to 1 in 10 people):

- Headache and a flu-like syndrome consisting of fever, fatigue, weakness, drowsiness, chills and bone, joint and/or muscle ache. In most cases no specific treatment is required and the symptoms disappear after a short time (couple of hours or days).
- Gastrointestinal reactions such as nausea and vomiting as well as loss of appetite.
- Conjunctivitis.
- Low level of red blood cells (anaemia).

Uncommon (may affect up to 1 in 100 people):

- Hypersensitivity reactions.
- Low blood pressure.
- Chest pain.
- Skin reactions (redness and swelling) at the infusion site, rash, itching.
- High blood pressure, shortness of breath, dizziness, anxiety, sleep disturbances, taste disturbances, trembling, tingling or numbness of the hands or feet, diarrhoea, constipation, abdominal pain, dry mouth.
- Low counts of white blood cells and blood platelets.
- Low level of magnesium and potassium in the blood. Your doctor will monitor this and take any necessary measures.
- Weight increase.
- Increased sweating.
- Sleepiness.
- Blurred vision, tearing of the eye, eye sensitivity to light.
- Sudden coldness with fainting, limpness or collapse.
- Difficulty in breathing with wheezing or coughing.
- Urticaria.

Rare (may affect up to 1 in 1,000 people):

- Slow heart beat.
- Confusion.
- Unusual fracture of the thigh bone particularly in patients on long-term treatment for osteoporosis may occur rarely. Contact your doctor if you experience pain, weakness or discomfort in your thigh, hip or groin as this may be an early indication of a possible fracture of the thigh bone.
- Interstitial lung disease (inflammation of the tissue around the air sacks of the lungs)
- Flu-like symptoms including arthritis and joint swelling.
- Painful redness and/or swelling of the eye.

Very rare (may affect up to 1 in 10,000 people):

- Fainting due to low blood pressure.
- Severe bone, joint and/or muscle pain, occasionally incapacitating.

Reporting of side effects

If you get any side effects, talk to your doctor, pharmacist or nurse. This includes any possible side effects not listed in this leaflet. You can also report side effects directly via **the national reporting system** listed in [Appendix V](#). By reporting side effects you can help provide more information on the safety of this medicine.

5. How to store Zometa

Your doctor, pharmacist or nurse knows how to store Zometa properly (see section 6).

6. Contents of the pack and other information**What Zometa contains**

- The active substance of Zometa is zoledronic acid. One vial contains 4 mg zoledronic acid, corresponding to 4.264 mg zoledronic acid monohydrate.
- The other ingredients are mannitol, sodium citrate, water for injections.

What Zometa looks like and contents of the pack

Zometa is supplied as a liquid concentrate in a vial. One vial contains 4 mg of zoledronic acid.

Each pack contains the vial with concentrate. Zometa is supplied as unit packs containing 1 or 4 vials and as multi-packs containing 10 (10x1) vials. Not all pack sizes may be marketed.

Marketing Authorisation Holder

Novartis Europharm Limited
Vista Building
Elm Park, Merrion Road
Dublin 4
Ireland

Manufacturer

Novartis Pharma GmbH
Roonstrasse 25
D-90429 Nuremberg
Germany

For any information about this medicine, please contact the local representative of the Marketing Authorisation Holder:

België/Belgique/Belgien

Novartis Pharma N.V.
Tél/Tel: +32 2 246 16 11

България

Novartis Bulgaria EOOD
Тел.: +359 2 489 98 28

Česká republika

Novartis s.r.o.
Tel: +420 225 775 111

Danmark

Novartis Healthcare A/S
Tlf: +45 39 16 84 00

Deutschland

Novartis Pharma GmbH
Tel: +49 911 273 0

Eesti

SIA Novartis Baltics Eesti filiaal
Tel: +372 66 30 810

Ελλάδα

Novartis (Hellas) A.E.B.E.
Τηλ: +30 210 281 17 12

España

Novartis Farmacéutica, S.A.
Tel: +34 93 306 42 00

France

Novartis Pharma S.A.S.
Tél: +33 1 55 47 66 00

Hrvatska

Novartis Hrvatska d.o.o.
Tel. +385 1 6274 220

Lietuva

SIA „Novartis Baltics“ Lietuvos filialas
Tel: +370 5 269 16 50

Luxembourg/Luxemburg

Novartis Pharma N.V.
Tél/Tel: +32 2 246 16 11

Magyarország

Novartis Hungária Kft.
Tel.: +36 1 457 65 00

Malta

Novartis Pharma Services Inc.
Tel: +356 2122 2872

Nederland

Novartis Pharma B.V.
Tel: +31 26 37 82 555

Norge

Novartis Norge AS
Tlf: +47 23 05 20 00

Österreich

Novartis Pharma GmbH
Tel: +43 1 86 6570

Polska

Novartis Poland Sp. z o.o.
Tel.: +48 22 375 4888

Portugal

Novartis Farma - Produtos Farmacêuticos, S.A.
Tel: +351 21 000 8600

România

Novartis Pharma Services Romania SRL
Tel: +40 21 31299 01

Ireland

Novartis Ireland Limited
Tel: +353 1 260 12 55

Ísland

Vistor hf.
Sími: +354 535 7000

Italia

Novartis Farma S.p.A.
Tel: +39 02 96 54 1

Κύπρος

Novartis Pharma Services Inc.
Τηλ: +357 22 690 690

Latvija

SIA "Novartis Baltics"
Tel: +371 67 887 070

Slovenija

Novartis Pharma Services Inc.
Tel: +386 1 300 75 50

Slovenská republika

Novartis Slovakia s.r.o.
Tel: +421 2 5542 5439

Suomi/Finland

Novartis Finland Oy
Puh/Tel: +358 (0)10 6133 200

Sverige

Novartis Sverige AB
Tel: +46 8 732 32 00

United Kingdom

Novartis Pharmaceuticals UK Ltd.
Tel: +44 1276 698370

This leaflet was last revised in

Other sources of information

Detailed information on this medicine is available on the European Medicines Agency website:
<http://www.ema.europa.eu>

INFORMATION FOR THE HEALTHCARE PROFESSIONAL

How to prepare and administer Zometa

- To prepare an infusion solution containing 4 mg zoledronic acid, further dilute the Zometa concentrate (5.0 ml) with 100 ml of calcium-free or other divalent cation-free infusion solution. If a lower dose of Zometa is required, first withdraw the appropriate volume as indicated below and then dilute it further with 100 ml of infusion solution. To avoid potential incompatibilities, the infusion solution used for dilution must be either 0.9% w/v sodium chloride or 5% w/v glucose solution.

Do not mix Zometa concentrate with calcium-containing or other divalent cation-containing solutions such as lactated Ringer's solution.

Instructions for preparing reduced doses of Zometa:

Withdraw the appropriate volume of the liquid concentrate, as follows:

- 4.4 ml for 3.5 mg dose
 - 4.1 ml for 3.3 mg dose
 - 3.8 ml for 3.0 mg dose
- For single use only. Any unused solution should be discarded. Only clear solution free from particles and discolouration should be used. Aseptic techniques must be followed during the preparation of the infusion.
 - From a microbiological point of view, the diluted solution for infusion should be used immediately. If not used immediately, in-use storage times and conditions prior to use are the responsibility of the user and would normally not be longer than 24 hours at 2°C – 8°C. The refrigerated solution should then be equilibrated to room temperature prior to administration.
 - The solution containing zoledronic acid is given as a single 15-minute intravenous infusion in a separate infusion line. The hydration status of patients must be assessed prior to and following administration of Zometa to ensure that they are adequately hydrated.
 - Studies with several types of infusion lines made from polyvinylchloride, polyethylene and polypropylene showed no incompatibility with Zometa.
 - Since no data are available on the compatibility of Zometa with other intravenously administered substances, Zometa must not be mixed with other medications/substances and should always be given through a separate infusion line.

How to store Zometa

- Keep Zometa out of the reach and sight of children.
- Do not use Zometa after the expiry date stated on the pack.
- The unopened vial does not require any specific storage conditions.
- The diluted Zometa infusion solution should be used immediately in order to avoid microbial contamination.

Package leaflet: Information for the user

Zometa 4 mg/100 ml solution for infusion zoledronic acid

Read all of this leaflet carefully before you are given this medicine because it contains important information for you.

- Keep this leaflet. You may need to read it again.
- If you have any further questions, ask your doctor, pharmacist or nurse.
- If you get any side effects, talk to your doctor, pharmacist or nurse. This includes any possible side effects not listed in this leaflet. See section 4.

What is in this leaflet

1. What Zometa is and what it is used for
2. What you need to know before you are given Zometa
3. How Zometa is used
4. Possible side effects
5. How to store Zometa
6. Contents of the pack and other information

1. What Zometa is and what it is used for

The active substance in Zometa is zoledronic acid, which belongs to a group of substances called bisphosphonates. Zoledronic acid works by attaching itself to the bone and slowing down the rate of bone change. It is used:

- **To prevent bone complications**, e.g. fractures, in adult patients with bone metastases (spread of cancer from primary site to the bone).
- **To reduce the amount of calcium** in the blood in adult patients where it is too high due to the presence of a tumour. Tumours can accelerate normal bone change in such a way that the release of calcium from bone is increased. This condition is known as tumour-induced hypercalcaemia (TIH).

2. What you need to know before you are given Zometa

Follow carefully all instructions given to you by your doctor.

Your doctor will carry out blood tests before you start treatment with Zometa and will check your response to treatment at regular intervals.

You should not be given Zometa:

- if you are breast-feeding.
- if you are allergic to zoledronic acid, another bisphosphonate (the group of substances to which Zometa belongs), or any of the other ingredients of this medicine (listed in section 6).

Warnings and precautions

Talk to your doctor before you are given Zometa:

- if you have or have had a **kidney problem**.
- if you have or have had **pain, swelling or numbness** of the jaw, a feeling of heaviness in the jaw or loosening of a tooth. Your doctor may recommend a dental examination before you start treatment with Zometa.
- if you are having **dental treatment** or are due to undergo dental surgery, tell your dentist that you are being treated with Zometa and inform your doctor about your dental treatment.

While being treated with Zometa, you should maintain good oral hygiene (including regular teeth brushing) and receive routine dental check-ups.

Contact your doctor and dentist immediately if you experience any problems with your mouth or teeth such as loose teeth, pain or swelling, or non-healing of sores or discharge, as these could be signs of a condition called osteonecrosis of the jaw.

Patients who are undergoing chemotherapy and/or radiotherapy, who are taking steroids, who are undergoing dental surgery, who do not receive routine dental care, who have gum disease, who are smokers, or who were previously treated with a bisphosphonate (used to treat or prevent bone disorders) may have a higher risk of developing osteonecrosis of the jaw.

Reduced levels of calcium in the blood (hypocalcaemia), sometimes leading to muscle cramps, dry skin, burning sensation, have been reported in patients treated with Zometa. Irregular heart beat (cardiac arrhythmia), seizures, spasm and twitching (tetany) have been reported as secondary to severe hypocalcaemia. In some instances the hypocalcaemia may be life-threatening. If any of these apply to you, tell your doctor straight away. If you have pre-existing hypocalcaemia, it must be corrected before initiating the first dose of Zometa. You will be given adequate calcium and vitamin D supplements.

Patients aged 65 years and over

Zometa can be given to people aged 65 years and over. There is no evidence to suggest that any extra precautions are needed.

Children and adolescents

Zometa is not recommended for use in adolescents and children below the age of 18 years.

Other medicines and Zometa

Tell your doctor if you are taking, have recently taken or might take any other medicines. It is especially important that you tell your doctor if you are also taking:

- Aminoglycosides (medicines used to treat severe infections), calcitonin (a type of medicine used to treat post-menopausal osteoporosis and hypercalcaemia), loop diuretics (a type of medicine to treat high blood pressure or oedema) or other calcium-lowering medicines, since the combination of these with bisphosphonates may cause the calcium level in the blood to become too low.
- Thalidomide (a medicine used to treat a certain type of blood cancer involving the bone) or any other medicines which may harm your kidneys.
- Aclasta (a medicine that also contains zoledronic acid and is used to treat osteoporosis and other non-cancer diseases of the bone), or any other bisphosphonate, since the combined effects of these medicines taken together with Zometa are unknown.
- Anti-angiogenic medicines (used to treat cancer), since the combination of these with Zometa has been associated with an increased risk of osteonecrosis of the jaw (ONJ).

Pregnancy and breast-feeding

You should not be given Zometa if you are pregnant. Tell your doctor if you are or think that you may be pregnant.

You must not be given Zometa if you are breast-feeding.

Ask your doctor for advice before taking any medicine while you are pregnant or breast-feeding.

Driving and using machines

There have been very rare cases of drowsiness and sleepiness with the use of Zometa. You should therefore be careful when driving, using machinery or performing other tasks that need full attention.

3. How Zometa is used

- Zometa must only be given by healthcare professionals trained in administering bisphosphonates intravenously, i.e. through a vein.
- Your doctor will recommend that you drink enough water before each treatment to help prevent dehydration.
- Carefully follow all the other instructions given to you by your doctor, pharmacist or nurse.

How much Zometa is given

- The usual single dose given is 4 mg.
- If you have a kidney problem, your doctor will give you a lower dose depending on the severity of your kidney problem.

How often Zometa is given

- If you are being treated for the prevention of bone complications due to bone metastases, you will be given one infusion of Zometa every three to four weeks.
- If you are being treated to reduce the amount of calcium in your blood, you will normally only be given one infusion of Zometa.

How Zometa is given

- Zometa is given as a drip (infusion) into a vein which should take at least 15 minutes and should be administered as a single intravenous solution in a separate infusion line.

Patients whose blood calcium levels are not too high will also be prescribed calcium and vitamin D supplements to be taken each day.

If you are given more Zometa than you should be

If you have received doses higher than those recommended, you must be carefully monitored by your doctor. This is because you may develop serum electrolyte abnormalities (e.g. abnormal levels of calcium, phosphorus and magnesium) and/or changes in kidney function, including severe kidney impairment. If your level of calcium falls too low, you may have to be given supplemental calcium by infusion.

4. Possible side effects

Like all medicines, this medicine can cause side effects, although not everybody gets them. The most common ones are usually mild and will probably disappear after a short time.

Tell your doctor about any of the following serious side effects straight away:

Common (may affect up to 1 in 10 people):

- Severe kidney impairment (will normally be determined by your doctor with certain specific blood tests).
- Low level of calcium in the blood.

Uncommon (may affect up to 1 in 100 people):

- Pain in the mouth, teeth and/or jaw, swelling or non-healing sores inside the mouth or jaw, discharge, numbness or a feeling of heaviness in the jaw, or loosening of a tooth. These could be signs of bone damage in the jaw (osteonecrosis). Tell your doctor and dentist immediately if you experience such symptoms while being treated with Zometa or after stopping treatment.
- Irregular heart rhythm (atrial fibrillation) has been seen in patients receiving zoledronic acid for postmenopausal osteoporosis. It is currently unclear whether zoledronic acid causes this irregular heart rhythm but you should report it to your doctor if you experience such symptoms after you have received zoledronic acid.
- Severe allergic reaction: shortness of breath, swelling mainly of the face and throat.

Rare (may affect up to 1 in 1,000 people):

- As a consequence of low calcium values: irregular heart beat (cardiac arrhythmia; secondary to hypocalcaemia).
- A kidney function disorder called Fanconi syndrome (will normally be determined by your doctor with certain urine tests).

Very rare (may affect up to 1 in 10,000 people):

- As a consequence of low calcium values: seizures, numbness and tetany (secondary to hypocalcaemia).
- Talk to your doctor if you have ear pain, discharge from the ear, and/or an ear infection. These could be signs of bone damage in the ear.
- Osteonecrosis has also very rarely been seen occurring with other bones than the jaw, especially the hip or thigh. Tell your doctor immediately if you experience symptoms such as new onset or worsening of aches, pain or stiffness while being treated with Zometa or after stopping treatment.

Tell your doctor about any of the following side effects as soon as possible:**Very common (may affect more than 1 in 10 people):**

- Low level of phosphate in the blood.

Common (may affect up to 1 in 10 people):

- Headache and a flu-like syndrome consisting of fever, fatigue, weakness, drowsiness, chills and bone, joint and/or muscle ache. In most cases no specific treatment is required and the symptoms disappear after a short time (couple of hours or days).
- Gastrointestinal reactions such as nausea and vomiting as well as loss of appetite.
- Conjunctivitis.
- Low level of red blood cells (anaemia).

Uncommon (may affect up to 1 in 100 people):

- Hypersensitivity reactions.
- Low blood pressure.
- Chest pain.
- Skin reactions (redness and swelling) at the infusion site, rash, itching.
- High blood pressure, shortness of breath, dizziness, anxiety, sleep disturbances, taste disturbances, trembling, tingling or numbness of the hands or feet, diarrhoea, constipation, abdominal pain, dry mouth.
- Low counts of white blood cells and blood platelets.
- Low level of magnesium and potassium in the blood. Your doctor will monitor this and take any necessary measures.
- Weight increase.
- Increased sweating.
- Sleepiness.
- Blurred vision, tearing of the eye, eye sensitivity to light.
- Sudden coldness with fainting, limpness or collapse.
- Difficulty in breathing with wheezing or coughing.
- Urticaria.

Rare (may affect up to 1 in 1,000 people):

- Slow heart beat.
- Confusion.
- Unusual fracture of the thigh bone particularly in patients on long-term treatment for osteoporosis may occur rarely. Contact your doctor if you experience pain, weakness or discomfort in your thigh, hip or groin as this may be an early indication of a possible fracture of the thigh bone.
- Interstitial lung disease (inflammation of the tissue around the air sacs of the lungs)
- Flu-like symptoms including arthritis and joint swelling.
- Painful redness and/or swelling of the eye.

Very rare (may affect up to 1 in 10,000 people):

- Fainting due to low blood pressure.
- Severe bone, joint and/or muscle pain, occasionally incapacitating.

Reporting of side effects

If you get any side effects, talk to your doctor, pharmacist or nurse. This includes any possible side effects not listed in this leaflet. You can also report side effects directly via **the national reporting system** listed in [Appendix V](#). By reporting side effects you can help provide more information on the safety of this medicine.

5. How to store Zometa

Your doctor, pharmacist or nurse knows how to store Zometa properly (see section 6).

After first opening, Zometa solution for infusion should preferably be used immediately. If the solution is not used immediately, it should be stored in a refrigerator at 2°C – 8°C.

6. Contents of the pack and other information**What Zometa contains**

- The active substance of Zometa is zoledronic acid. One bottle contains 4 mg zoledronic acid, corresponding to 4.264 mg zoledronic acid monohydrate.
- The other ingredients are mannitol, sodium citrate and water for injections.

What Zometa looks like and contents of the pack

Zometa is supplied as a solution in a clear, colourless plastic bottle. One bottle contains 100 ml solution.

Zometa is supplied as a unit pack containing one bottle or as multipacks comprising 4 or 5 cartons, each containing 1 bottle. Not all pack sizes may be marketed.

Marketing Authorisation Holder

Novartis Europharm Limited
Vista Building
Elm Park, Merrion Road
Dublin 4
Ireland

Manufacturer

Novartis Pharma GmbH
Roonstrasse 25
D-90429 Nuremberg
Germany

For any information about this medicine, please contact the local representative of the Marketing Authorisation Holder:

België/Belgique/Belgien

Novartis Pharma N.V.
Tél/Tel: +32 2 246 16 11

България

Novartis Bulgaria EOOD
Тел.: +359 2 489 98 28

Česká republika

Novartis s.r.o.
Tel: +420 225 775 111

Danmark

Novartis Healthcare A/S
Tlf: +45 39 16 84 00

Deutschland

Novartis Pharma GmbH
Tel: +49 911 273 0

Eesti

SIA Novartis Baltics Eesti filiaal
Tel: +372 66 30 810

Ελλάδα

Novartis (Hellas) A.E.B.E.
Τηλ: +30 210 281 17 12

España

Novartis Farmacéutica, S.A.
Tel: +34 93 306 42 00

France

Novartis Pharma S.A.S.
Tél: +33 1 55 47 66 00

Hrvatska

Novartis Hrvatska d.o.o.
Tel. +385 1 6274 220

Lietuva

SIA „Novartis Baltics“ Lietuvos filialas
Tel: +370 5 269 16 50

Luxembourg/Luxemburg

Novartis Pharma N.V.
Tél/Tel: +32 2 246 16 11

Magyarország

Novartis Hungária Kft.
Tel.: +36 1 457 65 00

Malta

Novartis Pharma Services Inc.
Tel: +356 2122 2872

Nederland

Novartis Pharma B.V.
Tel: +31 26 37 82 555

Norge

Novartis Norge AS
Tlf: +47 23 05 20 00

Österreich

Novartis Pharma GmbH
Tel: +43 1 86 6570

Polska

Novartis Poland Sp. z o.o.
Tel.: +48 22 375 4888

Portugal

Novartis Farma - Produtos Farmacêuticos, S.A.
Tel: +351 21 000 8600

România

Novartis Pharma Services Romania SRL
Tel: +40 21 31299 01

Ireland

Novartis Ireland Limited
Tel: +353 1 260 12 55

Ísland

Vistor hf.
Sími: +354 535 7000

Italia

Novartis Farma S.p.A.
Tel: +39 02 96 54 1

Κύπρος

Novartis Pharma Services Inc.
Τηλ: +357 22 690 690

Latvija

SIA "Novartis Baltics"
Tel: +371 67 887 070

Slovenija

Novartis Pharma Services Inc.
Tel: +386 1 300 75 50

Slovenská republika

Novartis Slovakia s.r.o.
Tel: +421 2 5542 5439

Suomi/Finland

Novartis Finland Oy
Puh/Tel: +358 (0)10 6133 200

Sverige

Novartis Sverige AB
Tel: +46 8 732 32 00

United Kingdom

Novartis Pharmaceuticals UK Ltd.
Tel: +44 1276 698370

This leaflet was last revised in

Other sources of information

Detailed information on this medicine is available on the European Medicines Agency web site:
<http://www.ema.europa.eu>

INFORMATION FOR THE HEALTHCARE PROFESSIONAL

How to prepare and administer Zometa

- Zometa 4 mg/100 ml solution for infusion contains 4 mg zoledronic acid in 100 ml of infusion solution for immediate use in patients with normal renal function.
- For single use only. Any unused solution should be discarded. Only clear solution free from particles and discoloration should be used. Aseptic techniques must be followed during the preparation of the infusion.
- From a microbiological point of view, the solution for infusion should be used immediately, after first opening. If not used immediately, in-use storage times and conditions prior to use are the responsibility of the user and would normally not be longer than 24 hours at 2°C – 8°C, unless dilution has taken place in controlled and validated aseptic conditions. The refrigerated solution should then be equilibrated to room temperature prior to administration.
- The solution containing zoledronic acid must not be further diluted or mixed with other infusion solutions. It is given as a single 15-minute intravenous infusion in a separate infusion line. The hydration status of patients must be assessed prior to and following administration of Zometa to assure that they are adequately hydrated.
- Zometa 4 mg/100 ml solution for infusion can be used immediately without further preparation for patients with normal renal function. In patients with mild to moderate renal impairment, reduced doses should be prepared as instructed below.

To prepare reduced doses for patients with baseline CLcr ≤ 60 ml/min, refer to Table 1 below. Remove the volume of Zometa solution indicated from the bottle and replace with an equal volume of sterile sodium chloride 9 mg/ml (0,9%) solution for injection, or 5% glucose solution for injection.

Table 1 Preparation of reduced doses of Zometa 4 mg/100 ml solution for infusion

Baseline creatinine clearance (ml/min)	Remove the following amount of Zometa solution for infusion (ml)	Replace with the following volume of sterile sodium chloride 9 mg/ml (0,9%) or 5% glucose solution for injection (ml)	Adjusted dose (mg zoledronic acid in 100 ml) *
50-60	12.0	12.0	3.5
40-49	18.0	18.0	3.3
30-39	25.0	25.0	3.0

*Doses have been calculated assuming target AUC of 0.66 (mg•hr/l) (CLcr = 75 ml/min). The reduced doses for patients with renal impairment are expected to achieve the same AUC as that seen in patients with creatinine clearance of 75 ml/min.

- Studies with several types of infusion lines made from polyvinylchloride, polyethylene and polypropylene showed no incompatibility with Zometa.
- Since no data are available on the compatibility of Zometa with other intravenously administered substances, Zometa must not be mixed with other medications/substances and should always be given through a separate infusion line.

How to store Zometa

- Keep Zometa out of the reach and sight of children.
- Do not use Zometa after the expiry date stated on the pack.
- The unopened bottle does not require any special storage conditions.
- After opening the bottle, the product should be used immediately in order to avoid microbial contamination.